

PULL HERE TO OPEN ►

GROUP 9 | 14 HERBICIDES



# Flexstar<sup>®</sup>GT 3.5

syngenta<sup>®</sup>

## Herbicide

For Control of Certain Weeds in  
Cotton and Soybeans



*Active Ingredients:*

Sodium Salt of Fomesafen: . . . . .	5.88%
Glyphosate: . . . . .	22.40%

<i>Other Ingredients:</i>	71.72%
---------------------------	--------

<i>Total:</i>	100.00%
---------------	---------

Flexstar GT 3.5 is formulated as a soluble liquid.

Flexstar GT 3.5 contains 0.56 pounds of fomesafen and 2.26 pounds of glyphosate expressed as acid equivalent per gallon.

**KEEP OUT OF REACH OF CHILDREN.**

## CAUTION

See additional precautionary statements and directions for use inside booklet.

**EPA Reg. 100-1385**

**EPA Est. 070989-MO-001**

**SCP 1385A-L1C 0415  
4056611**

**2.5 gallons**  
Net Contents

®

<b>FIRST AID</b>	
<b>If in eyes</b>	<ul style="list-style-type: none"> <li>• Hold eye open and rinse slowly and gently with water for 15-20 minutes.</li> <li>• Remove contact lenses, if present, after the first 5 minutes, then continue rinsing.</li> <li>• Call a poison control center or doctor for treatment advice.</li> </ul>
<b>If swallowed</b>	<ul style="list-style-type: none"> <li>• Call a poison control center or doctor immediately for treatment advice.</li> <li>• Have person sip a glass of water if able to swallow.</li> <li>• Do not induce vomiting unless told to by a poison control center or doctor.</li> <li>• Do not give anything by mouth to an unconscious person.</li> </ul>
<b>If on skin or clothing</b>	<ul style="list-style-type: none"> <li>• Take off contaminated clothing.</li> <li>• Rinse skin immediately with plenty of water for 15-20 minutes.</li> <li>• Call a poison control center or doctor for treatment advice.</li> </ul>
<b>If inhaled</b>	<ul style="list-style-type: none"> <li>• Move person to fresh air.</li> <li>• If person is not breathing, call 911 or an ambulance, then give artificial respiration, preferably mouth-to-mouth, if possible.</li> <li>• Call a poison control center or doctor for further treatment advice.</li> </ul>
Have the product container or label with you when calling a poison control center or doctor or going for treatment.	
<b>HOTLINE NUMBER</b> For 24-Hour Medical Emergency Assistance (Human or Animal) Or Chemical Emergency Assistance (Spill, Leak, Fire or Accident) Call <b>1-800-888-8372</b>	

## PRECAUTIONARY STATEMENTS

### Hazards to Humans and Domestic Animals

#### CAUTION

Causes moderate eye irritation. Avoid contact with eyes or clothing. Wash thoroughly with soap and water after handling and before eating, drinking, chewing gum, using tobacco, or using the toilet.

#### Personal Protective Equipment (PPE)

##### Applicators and other handlers must wear:

- Long-sleeved shirt and long pants
- Shoes plus socks
- Chemical-resistant gloves: barrier laminate, butyl rubber ≥14 mils, nitrile rubber ≥14 mils, neoprene rubber ≥14 mils, polyvinyl chloride (PVC) ≥14 mils, or Viton® ≥14 mils.

*continued...*

## **PRECAUTIONARY STATEMENTS (*continued*)**

### **User Safety Requirements**

Follow manufacturer's instructions for cleaning/maintaining PPE. If no such instructions for washables exist, use detergent and hot water. Keep and wash PPE separately from other laundry.

### **Engineering Controls**

When handlers use closed systems, enclosed cabs, or aircraft in a manner that meets the requirements listed in the Worker Protection Standard (WPS) for agricultural pesticides [40 CFR 170.240(d)(4-6)], the handler PPE requirements may be reduced or modified as specified in the WPS.

### **User Safety Recommendations**

#### **Users should:**

- Wash hands thoroughly with soap and water after handling and before eating, drinking, chewing gum, using tobacco or using the toilet.
- Remove clothing/PPE immediately if pesticide gets inside. Then wash thoroughly and put on clean clothing.
- Remove PPE immediately after handling this product. Wash the outside of gloves before removing. As soon as possible, wash thoroughly and change into clean clothing.

### **Environmental Hazards**

For Terrestrial Uses: Do not apply directly to water, or to areas where surface water is present, or to intertidal areas below the mean high water mark. Do not contaminate water when disposing of equipment washwater or rinsate. Do not apply when weather conditions favor drift from target area.

### **Groundwater Advisory**

Fomesafen is known to leach through soil into groundwater under certain conditions as a result of label use. This chemical may leach into groundwater if used in areas where soils are permeable, particularly where the water table is shallow.

### **Physical and Chemical Hazards**

Do not store, mix or apply this product or spray solutions of this product in unlined steel (except stainless steel), galvanized steel containers, or sprayer tanks. This product or spray solutions of this product will react with these containers and tanks and produce hydrogen gas which may form a highly combustible mixture. This gas mixture could flash or explode, causing serious personal injury, if ignited by spark, open flame, lighted cigarette, welder torch, or other ignition source.

Spray solutions of this product must be mixed, stored and applied using only stainless steel, fiberglass, plastic, or plastic-lined steel containers.

## CONDITIONS OF SALE AND LIMITATION OF WARRANTY AND LIABILITY

**NOTICE:** Read the entire Directions for Use and Conditions of Sale and Limitation of Warranty and Liability before buying or using this product. If the terms are not acceptable, return the product at once, unopened, and the purchase price will be refunded.

The Directions for Use of this product must be followed carefully. It is impossible to eliminate all risks inherently associated with the use of this product. Crop injury, ineffectiveness or other unintended consequences may result because of such factors as manner of use or application, weather or crop conditions, presence of other materials or other influencing factors in the use of the product, which are beyond the control of SYNGENTA CROP PROTECTION, LLC or Seller. To the extent permitted by applicable law, Buyer and User agree to hold SYNGENTA and Seller harmless for any claims relating to such factors.

SYNGENTA warrants that this product conforms to the chemical description on the label and is reasonably fit for the purposes stated in the Directions for Use, subject to the inherent risks referred to above, when used in accordance with directions under normal use conditions. To the extent permitted by applicable law: (1) this warranty does not extend to the use of the product contrary to label instructions or under conditions not reasonably foreseeable to or beyond the control of Seller or SYNGENTA, and, (2) Buyer and User assume the risk of any such use. **TO THE EXTENT PERMITTED BY APPLICABLE LAW, SYNGENTA MAKES NO WARRANTIES OF MERCHANTABILITY OR OF FITNESS FOR A PARTICULAR PURPOSE NOR ANY OTHER EXPRESS OR IMPLIED WARRANTY EXCEPT AS WARRANTED BY THIS LABEL.**

To the extent permitted by applicable law, in no event shall SYNGENTA be liable for any incidental, consequential or special damages resulting from the use or handling of this product. **TO THE EXTENT PERMITTED BY APPLICABLE LAW, THE EXCLUSIVE REMEDY OF THE USER OR BUYER, AND THE EXCLUSIVE LIABILITY OF SYNGENTA AND SELLER FOR ANY AND ALL CLAIMS, LOSSES, INJURIES OR DAMAGES (INCLUDING CLAIMS BASED ON BREACH OF WARRANTY, CONTRACT, NEGLIGENCE, TORT, STRICT LIABILITY OR OTHERWISE) RESULTING FROM THE USE OR HANDLING OF THIS PRODUCT, SHALL BE THE RETURN OF THE PURCHASE PRICE OF THE PRODUCT OR, AT THE ELECTION OF SYNGENTA OR SELLER, THE REPLACEMENT OF THE PRODUCT.**

SYNGENTA and Seller offer this product, and Buyer and User accept it, subject to the foregoing Conditions of Sale and Limitation of Warranty and Liability, which may not be modified except by written agreement signed by a duly authorized representative of SYNGENTA.

## DIRECTIONS FOR USE

It is a violation of Federal Law to use this product in a manner inconsistent with its labeling.

Do not apply this product in a way that will contact workers or other persons, either directly or through drift. Only protected handlers may be in the area during application. For any requirements specific to your State or Tribe, consult the agency responsible for pesticide regulation.

### AGRICULTURAL USE REQUIREMENTS

Use this product only in accordance with its labeling and with the Worker Protection Standard, 40 CFR part 170. This Standard contains requirements for the protection of agricultural workers on farms, forests, nurseries, and greenhouses, and handlers of agricultural pesticides. It contains requirements for training, decontamination, notification, and emergency assistance. It also contains specific instructions and exceptions pertaining to the statements on this label about personal protective equipment (PPE), and restricted-entry interval. The requirements in this box only apply to uses of this product that are covered by the Worker Protection Standard.

**Do not enter or allow worker entry into treated areas during the restricted-entry interval (REI) of 24 hours.**

PPE required for early entry to treated areas that is permitted under the Worker Protection Standard and that involves contact with anything that has been treated, such as plants, soil, or water, is:

- Coveralls
- Shoes plus socks
- Chemical-resistant gloves: barrier laminate, butyl rubber  $\geq 14$  mils, nitrile rubber  $\geq 14$  mils, neoprene rubber  $\geq 14$  mils, polyvinyl chloride (PVC)  $\geq 14$  mils, or Viton  $\geq 14$  mils.

### PRODUCT INFORMATION

Flexstar GT 3.5 may be applied as a preplant or preemergence burndown application in cotton or as a postemergence directed application in glyphosate-tolerant (GT) cotton\* and as a preplant or preemergence burndown in soybeans or as a postemergence over-the-top application in glyphosate-tolerant (GT) soybeans\*\* to control labeled broadleaf, grass and sedge weeds.

\*Flexstar GT 3.5 may be used on the following glyphosate-tolerant cotton only: Roundup Ready Flex Cotton.

\*\*Flexstar GT 3.5 may be used on the following glyphosate-tolerant soybeans only: all Roundup Ready soybeans including Roundup Ready Soybeans, Roundup Ready 2 Yield Soybeans, and all Genuity brand soybeans which includes Roundup Ready 2.

#### Environmental and Agronomic Conditions

Always apply Flexstar GT 3.5 under favorable environmental conditions that promote active weed growth. Avoid applying Flexstar GT 3.5 to weeds which are under stress from drought, extreme temperatures, excessive water, low humidity, low soil fertility, mechanical or chemical injury as reduced weed control and/or increased crop injury may result.

#### Preplant Surface, Preemergence or Postemergence Applications

Flexstar GT 3.5 will control or partially control certain germinating broadleaf weeds and sedges by soil residual activity from either preplant surface, preemergence or postemergence applications that come in contact with the soil. Moisture is necessary to activate Flexstar GT 3.5 in soil for residual weed control. Dry weather following applications of Flexstar GT 3.5 may reduce effectiveness. When adequate moisture is not received within 7 days after a Flexstar GT 3.5 application, weed control may be improved by overhead irrigation with at least a 1/4 inch of water.

### **Cultivation**

Cultivation prior to postemergence application is not recommended. Weeds may be put under stress by cultivation thus reducing weed control. Timely cultivation 2-3 weeks after applying Flexstar GT 3.5 may assist weed control.

### **Adjuvants**

When an adjuvant is to be used with this product, the use of an adjuvant that meets the standards of the Chemical Producers and Distributors Association (CPDA) adjuvant certification program is recommended.

### **RESISTANT WEED MANAGEMENT**

Flexstar GT 3.5 contains the active ingredients glyphosate which inhibits 5-enolpyruvylshikimate-3-phosphate synthase (EPSPS, Site of Action Group 9) and fomesafen which inhibits the enzyme protoporphyrinogen oxidase (PPO or PROTOX, Site of Action Group 14). Some naturally occurring weed populations have been identified as resistant to Group 9 and Group 14 herbicides. Selection of resistant biotypes, through repeated use of these herbicides or lower than recommended use rates in the same field, may result in weed control failures. A resistant biotype may be present where poor performance cannot be attributed to adverse environmental conditions or improper application methods. If resistance is suspected, contact your local Syngenta representative and/or agricultural advisor for assistance.

Principles of herbicide resistant weed management:

- Employ integrated weed management practices. Use multiple herbicide sites-of-action with overlapping weed spectrums in rotation, sequences, or mixtures.
- Use the full labeled herbicide rate and proper application timing for the hardest to control weed species present in the field.
- Scout fields after herbicide application to ensure control has been achieved.
- Avoid allowing weeds to reproduce by seed or to proliferate vegetatively.
- Monitor site and clean equipment between sites.
- Start with a clean field and control weeds early by using a burndown treatment or tillage in combination with a preemergence residual herbicide as appropriate.
- Use cultural practices such as cultivation and crop rotation, where appropriate.

Use good agronomic principles that enhance crop competitiveness.

## **APPLICATION DIRECTIONS**

### **Drift Management**

Avoiding spray drift at the application site is the responsibility of the applicator and the grower. The interaction of many equipment and weather-related factors determines the potential for spray drift. The applicator and grower must consider the interaction of equipment and weather-related factors to ensure that the potential for drift to sensitive nontarget plants is minimal.

This pesticide is to be applied only when the potential for drift to adjacent sensitive areas (e.g., residential areas, bodies of water, nontarget plants) is minimal (i.e., when the wind is blowing away from the sensitive area).

## Spray Adjuvants

Flexstar GT 3.5 is specifically formulated with the ISOLINK™ Technology II that minimizes the need for additional spray adjuvants. Under certain conditions, burndown and postemergence activity may be improved by adding one or more of the following spray adjuvants:

**Ammonium Sulfate (AMS)** at 8.5 to 17 lb/100 gallons of water should be added in areas where commonly used with glyphosate-containing products. Liquid formulations of AMS may be used at an equivalent rate.

**Urea Ammonium Nitrate (UAN)** (28-32% liquid nitrogen solution) may be added at 1-2.5% v/v (1-2.5 gallons/100 gallons) of finished spray volume. If AMS is being added, UAN is generally not required. UAN can improve weed control but may reduce crop tolerance.

**One of the following spray adjuvants can be added for difficult to control weeds or under adverse environmental conditions:**

**Crop Oil Concentrate (COC) or Methylated Seed Oil (MSO):** Use a nonphytotoxic COC or MSO containing 15-20% approved emulsifier at 0.5-1% v/v (2-4 quarts/100 gallons) of finished spray volume. COC or MSO can improve weed control but may reduce crop tolerance.

**Nonionic Surfactant (NIS):** Use NIS containing at least 80% active ingredient at 0.25-0.5% v/v (1-2 quarts/100 gallons) of finished spray volume.

The use of deposition (drift control) agents that impact droplet size and coverage may reduce weed control.

## Recommended Tank Mixing Order

1. Fill the spray tank with  $\frac{1}{2}$  to  $\frac{2}{3}$  the required amount of water and begin agitation.
2. Add AMS (if used).
3. Add dry pesticide formulations (WP, DF, etc.).
4. Add liquid pesticide formulations (EC, SC, etc.).
5. Add Flexstar GT 3.5.
6. Add COC, MSO or NIS (if used).
7. Add the remaining water and maintain agitation throughout the spray operation.

Be sure to allow each tank-mix component to fully disperse before adding the next.

## Ground Application

Use sufficient spray volume and pressure to ensure complete coverage of the target. A spray volume of 15-20 gallons per acre and 30-60 psi at the nozzle tip is recommended. When foliage is dense, use a minimum of 20 gallons per acre to ensure adequate coverage.

The use of flat fan nozzles will result in the most effective postemergence application of Flexstar GT 3.5. Use nozzles that are set up to deliver medium quality spray (ASAE Standard S-572).

**DO NOT USE AIR-INDUCTION, FLOOD TYPE OR OTHER SPRAY NOZZLES WHICH DELIVER COARSE, LARGE DROPLET SPRAYS.**

## Aerial Application

Use sufficient spray volume and pressure to ensure complete coverage of the target. A minimum of 5 gallons per acre of spray mixture should be applied with a maximum of 40 psi pressure. When foliage is dense, use a minimum of 10 gallons per acre to ensure coverage of weed foliage.

**DO NOT APPLY THIS PRODUCT THROUGH ANY TYPE OF IRRIGATION SYSTEM.**

## USE RESTRICTIONS

- A maximum of 5.3 pt of Flexstar GT 3.5 (or a maximum of 0.375 lb ai/A of fomesafen from any product containing fomesafen) may be applied per acre per year in Region 1 (see Regional Use Map).
- A maximum of 5.3 pt of Flexstar GT 3.5 (or a maximum of 0.375 lb ai/A of fomesafen from any product containing fomesafen) may be applied per acre in ALTERNATE years in Region 2 (see Regional Use Map).
- A maximum of 4.5 pt of Flexstar GT 3.5 (or a maximum of 0.315 lb ai/A of fomesafen from any product containing fomesafen) may be applied per acre in ALTERNATE years in Region 3 (see Regional Use Map).
- A maximum of 3.5 pt of Flexstar GT 3.5 (or a maximum of 0.25 lb ai/A of fomesafen from any product containing fomesafen) may be applied per acre in ALTERNATE years in Region 4 (see Regional Use Map).
- A maximum of 3.5 pt of Flexstar GT 3.5 (or a maximum of 0.25 lb ai/A of fomesafen from any product containing fomesafen) may be applied per acre in ALTERNATE years in Region 4a (see Regional Use Map). Apply only to soybeans in Region 4a. Do not make a Flexstar GT 3.5 application later than June 20th. Cumulative rainfall plus overhead irrigation must total 15 inches from the period of Flexstar GT 3.5 application to soybean crop maturity to allow planting of rotational crops listed in this label (refer to Rotational Crop Restrictions section). If the soybean crop is lost or the required cumulative rainfall plus irrigation is not received as outlined above, plant only soybeans the following growing season.
- A maximum of 2.68 pt of Flexstar GT 3.5 (or a maximum of 0.1875 lb ai/A of fomesafen from any product containing fomesafen) may be applied per acre in ALTERNATE years in Region 5 (see Regional Use Map).

## USE PRECAUTIONS

- Thoroughly clean the spray system with water and a commercial tank cleaner before and after each use.
- Tank mixes of Flexstar GT 3.5 with other pesticides, fertilizers or any other additives except as specified on this label or other Syngenta labeling or recommendations made by Syngenta Crop Protection may result in tank-mix incompatibility, unsatisfactory performance or unacceptable crop injury.
- Avoid overlapping spray swaths, as injury may occur in crop or to rotational crops.
- Heavy rainfall or irrigation shortly after application may reduce performance.
- Optimum coverage will occur when the ground speed does not exceed 10 mph during application.
- Do not apply when wind velocity exceeds 15 mph.
- Do not spray if conditions of thermal inversion exist, or if wind direction and speed may cause spray to drift onto adjacent nontarget areas. Drift minimization is the responsibility of the applicator. Consult with local and State agricultural authorities for information on avoiding or minimizing spray drift.
- Flexstar GT 3.5 is not volatile and cannot move as vapor after application onto nontarget vegetation.
- Severe damage or destruction may be caused by contact of Flexstar GT 3.5 to any desirable crop or plant to which treatment is not intended.
- Spray solutions of Flexstar GT 3.5 must be mixed, stored and applied using only plastic, plastic-lined steel, stainless steel, or fiberglass containers. Concentrate must not be stored in galvanized, carbon steel, aluminum or unlined steel containers.

### Replanting

If replanting is necessary in fields previously treated with Flexstar GT 3.5, the field may be replanted to cotton, dry beans, potatoes, snap beans or soybeans. Do not apply a second application of Flexstar GT 3.5 or other fomesafen-containing product as crop injury or illegal residues may occur in harvested crops. If tank-mix combinations were used, refer to product labels for any additional replanting instructions.



## ROTATIONAL CROP RESTRICTIONS

The following rotational crops may be planted after applying Flexstar GT 3.5 at specified rates:

Rotational Crops	Planting Time From Last Flexstar GT 3.5 Application
Bean, Dry Bean, Snap Cotton Potato Soybean Soybean, Succulent (edamame)	0 months
Bean, Lima Pea, Succulent Small Grains such as Wheat, Barley, Rye	4 months
Corn, Field Corn, Seed Corn, Sweet <sup>5</sup> Peanut Pepper (transplanted) <sup>1</sup> Popcorn <sup>4</sup> Pumpkin <sup>2</sup> Rice Tomato (transplanted) <sup>1</sup> Watermelon <sup>2</sup>	10 months
Bean, Succulent (other than edamame, snap bean and lima bean) Cantaloupe <sup>2</sup> Cucumber <sup>2</sup> Edible-podded beans and peas not otherwise specified in this table Eggplant Pea, Dry Pepper (direct-seeded) Squash <sup>2</sup> Sunflower Sweet Potato Tomato (direct-seeded)	12 months
Sorghum <sup>3</sup>	18 months
<b>All other crops not listed above</b>	<b>18 months</b>

<sup>1</sup> 4 months in Region 1

<sup>2</sup> 8 months in Region 1

<sup>3</sup> 10 months in Region 1

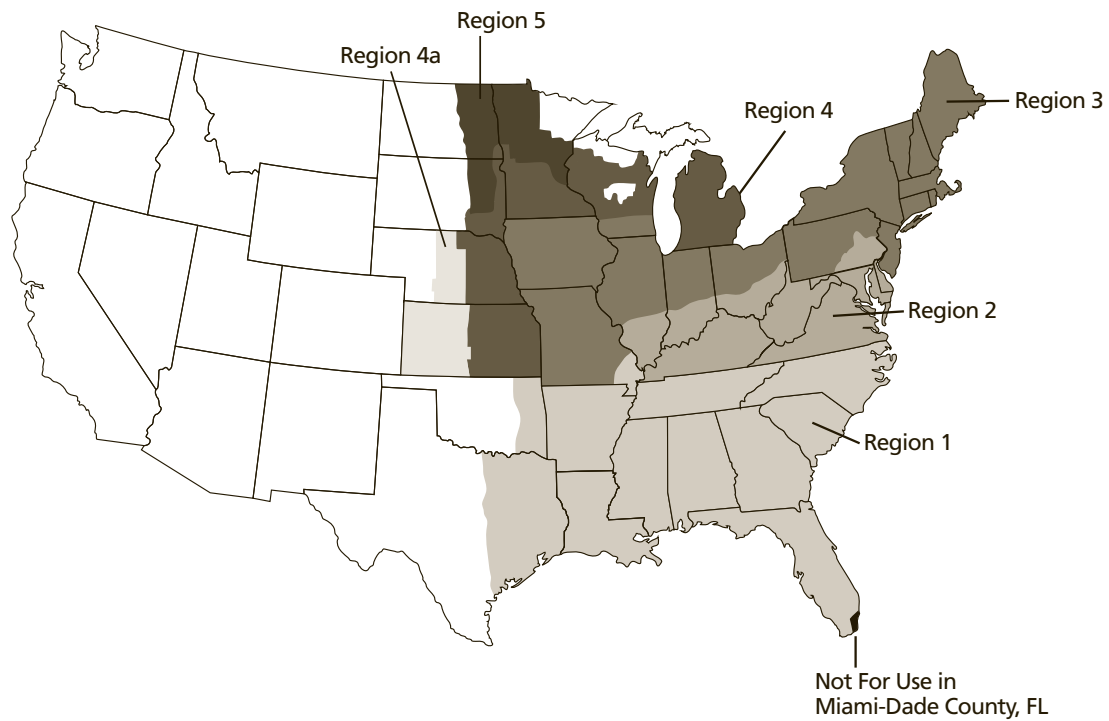
- <sup>4</sup> 12 months in the states of Ohio, Kentucky, Illinois, Indiana, Iowa, and Region 4 and 4a when applied at rates of 3.5 pints per acre or more
- <sup>5</sup> 18 months in the states of Connecticut, Maine, Massachusetts, New Hampshire, New York, Rhode Island, Vermont and Region 5

Do not graze rotated small grain crops or harvest forage or straw for livestock.

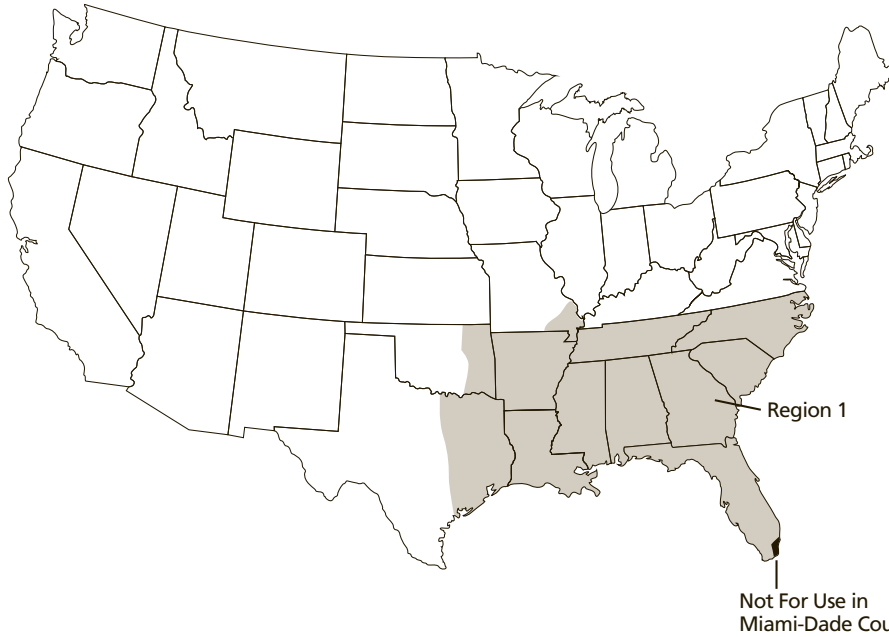
## USE RATES AND WEEDS CONTROLLED

REFER TO MAP FOR DEFINITION OF SPECIFIED  
GEOGRAPHIC REGIONS

### FLEXSTAR GT 3.5 REGIONAL USE MAP

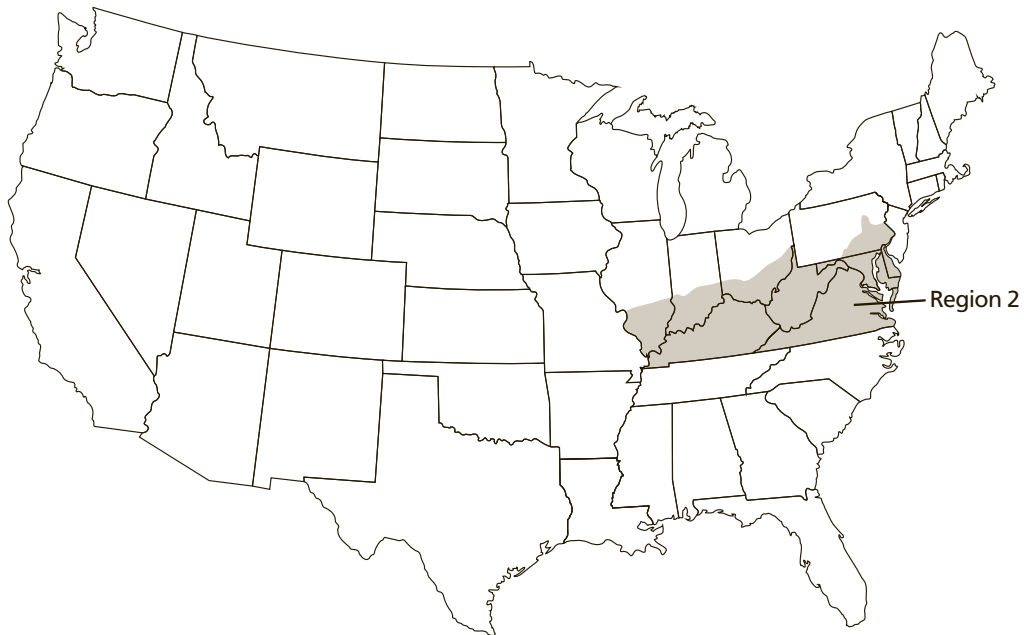


**REGION 1**  
**(Maximum Rate 5.3 pt/A per year)**



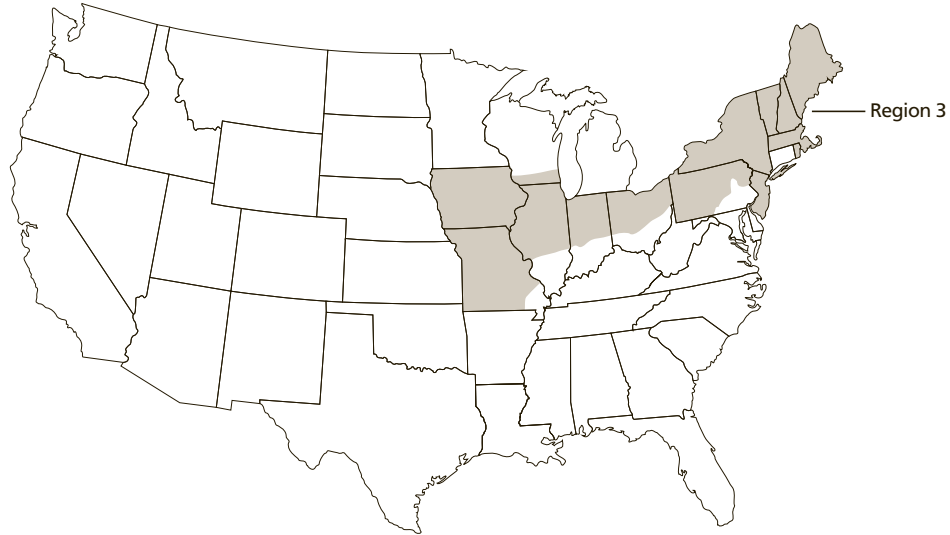
Includes the following states or portion of states where Flexstar GT 3.5 may be applied:		
<b>Region 1</b>	Alabama	All areas.
	Arkansas	All areas.
	Florida	All areas except for Miami-Dade County.
	Georgia	All areas.
	Louisiana	All areas.
	Mississippi	All areas.
	Missouri	Counties of Bollinger, Butler, Cape Girardeau, Dunklin, Madison, Mississippi, New Madrid, Pemiscot, Perry, Ripley, Scott, Stoddard and Wayne.
	North Carolina	All areas.
	Oklahoma	All areas East of U.S. Highway 75 and East of Indian Nation Parkway.
	South Carolina	All areas.
	Tennessee	All areas.
	Texas	All areas East of U.S. Highway 77 to State Road 239, including all of Calhoun County.

**REGION 2**  
**(Maximum Rate 5.3 pt/A, Alternate Years)**



Includes the following states or portion of states where Flexstar GT 3.5 may be applied:		
<b>Region 2</b>	Delaware	All areas.
	Illinois	All areas South of Interstate 70.
	Indiana	All areas South of Interstate 70.
	Kentucky	All areas.
	Maryland	All areas.
	Ohio	All areas South of Interstate 70.
	Pennsylvania	All areas South of Interstate 80 to the intersection of U.S. Highway 15 and East of U.S. Highway 15 and U.S. Highway 522.
	Virginia	All areas.
	West Virginia	All areas.

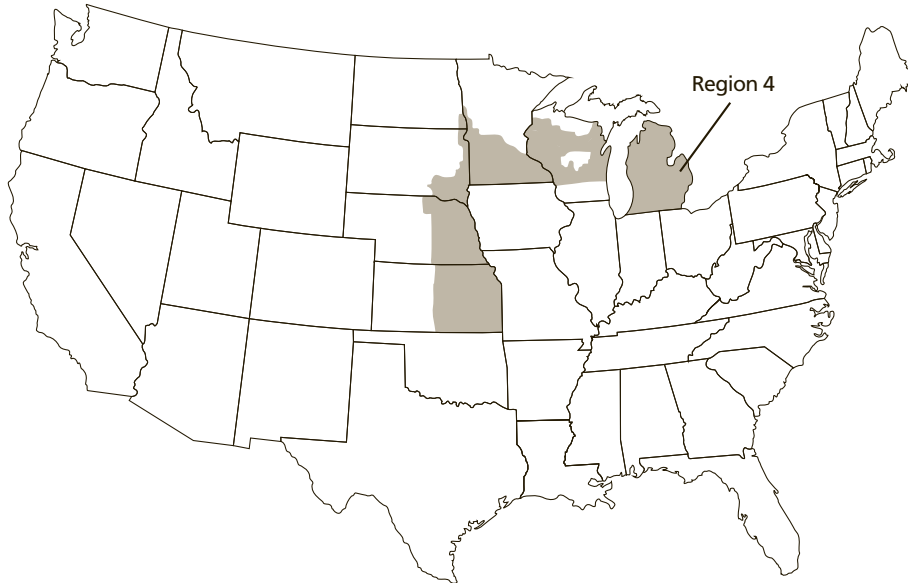
**REGION 3**  
**(Maximum Rate 4.5 pt/A, Alternate Years)**



Includes the following states or portion of states where Flexstar GT 3.5 may be applied:

<b>Region 3</b>	Connecticut	All areas.
	Illinois	All areas North of Interstate 70.
	Indiana	All areas North of Interstate 70.
	Iowa	All areas.
	Maine	All areas.
	Massachusetts	All areas.
	Missouri	All counties except for those listed in Region 1.
	Ohio	All areas North of Interstate 70.
	New Hampshire	All areas.
	New Jersey	All areas.
	New York	All areas.
	Pennsylvania	All areas except those listed in Region 2.
	Rhode Island	All areas.
	Vermont	All areas.
	Wisconsin	All areas South of U.S. Highway 18 between Prairie Du Chien and Madison, and South of Interstate 94 between Madison and Milwaukee.

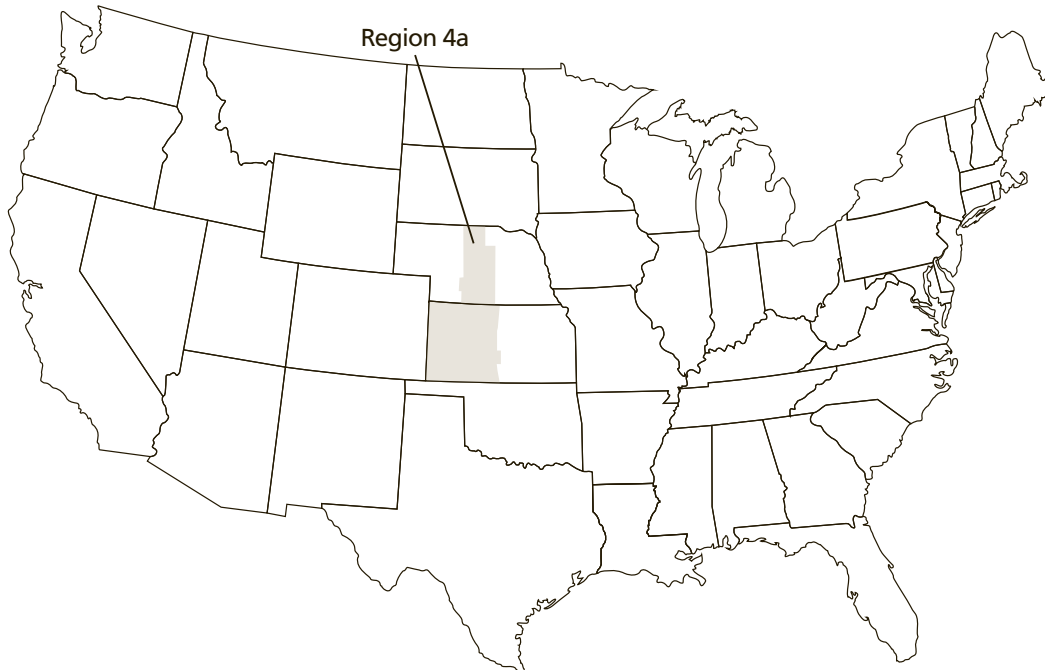
**REGION 4**  
**(Maximum Rate 3.5 pt/A, Alternate Years)**



Includes the following states or portion of states where Flexstar GT 3.5 may be applied:

<b>Region 4</b>	Kansas	All counties east of or intersected by U.S. Highway 281.
	Michigan	Southern Peninsula.
	Minnesota	All areas south of Interstate 94.
	Nebraska	All counties east of or intersected by U.S. Highway 281.
	North Dakota	All areas east of Interstate 29 from Fargo south to the South Dakota state line.
	South Dakota	All areas east of Interstate 29 from the North Dakota state line to Watertown, all areas east of Highway 81 from Watertown to Madison and all areas east and south of State Road 34 and U.S. Highway 281 to the Nebraska state line.
	Wisconsin	All areas south of Interstate 94 (except those in Region 3) from Minnesota state line to Eau Claire and south of U.S. Highway 29 from Eau Claire to Green Bay plus Barron, Burnett, Chippewa, Clark, Door, Dunn, Eau Claire, Langlade, Lincoln, Kewaunee, Marathon, Marinette, Menominee, Oconto, Polk, Price, Rusk, Sawyer, Shawano, St. Croix, Taylor, and Washburn counties. The following counties are excluded: Adams, Marquette, Portage, Waupaca, Waushara and Wood.

**REGION 4a**  
**(Maximum Rate 3.5 pt/A, Alternate Years\*)**



Includes the following portions of states where Flexstar GT 3.5 may be applied:		
Region 4a	Kansas	All areas west of U.S. Highway 281 to the Colorado state line.
	Nebraska	All areas that intersect west of U.S. Highway 281 and east of U.S. Highway 83.

**\*Note: Refer to the Use Precautions section for additional requirements that must be followed to use Flexstar GT 3.5 in Region 4a.**

**REGION 5**  
**(Maximum Rate 2.68 pt/A, Alternate Years)**

Region 5



Includes the following states or portion of states where Flexstar GT 3.5 may be applied:

<b>Region 5</b>	Minnesota	All areas south of U.S. Highway 2 (except those areas in Region 4), plus Betrami, Clearwater, Lake of the Woods, Kittson, Marshall, Pennington, Polk, Red Lake, and Roseau.
	North Dakota	All areas east of U.S. Highway 281, except those areas in Region 4.
	South Dakota	All areas east of U.S. Highway 281, except those areas in Region 4.



## WEEDS CONTROLLED

**Table 1. Weeds controlled or partially controlled\* by preplant surface or preemergence application of Flexstar GT 3.5 at 3.5 to 5.3 pt/A<sup>1</sup>.**

Broadleaf Weeds Controlled		Soil Texture	Organic Matter
Amaranth, Palmer	<i>Amaranthus palmeri</i>	All soil types	Up to 5%
Croton, tropic <sup>2</sup>	<i>Croton glandulosus</i>		
Eclipta	<i>Eclipta prostrata</i>		
Galinsoga species	<i>Galinsoga</i> spp.		
Lambsquarters, common	<i>Chenopodium album</i>		
Morningglory, smallflower	<i>Jacquemontia tamnifolia</i>		
Nightshade, black	<i>Solanum nigrum</i>		
Nightshade, eastern black	<i>Solanum ptychanthum</i>		
Pigweed, redroot	<i>Amaranthus retroflexus</i>		
Pigweed, smooth	<i>Amaranthus hybridus</i>		
Poinsettia, wild	<i>Euphorbia heterophylla</i>		
Purslane, common	<i>Portulaca oleracea</i>		
Ragweed, common <sup>2</sup>	<i>Ambrosia artemisiifolia</i>		
Sida, prickly <sup>2</sup>	<i>Sida spinosa</i>		
Starbur, bristly	<i>Acanthospermum hispidum</i>		
<b>Broadleaf Weeds Partially Controlled*</b>			
Anoda, spurred	<i>Anoda cristata</i>		
Cocklebur, common	<i>Xanthium strumarium</i>		
Morningglory, entireleaf	<i>Ipomoea hederacea</i> var. <i>integriuscula</i>		
Morningglory, ivyleaf	<i>Ipomoea hederacea</i>		
Morningglory, pitted (small white)	<i>Ipomoea lacunosa</i>		
Morningglory, red (scarlet)	<i>Ipomoea coccinea</i>		
Morningglory, tall (common)	<i>Ipomoea purpurea</i>		
Nightshade, hairy	<i>Solanum physalifolium</i>		
Ragweed, giant	<i>Ambrosia trifida</i>		
Waterhemp species	<i>Amaranthus</i> spp.		
<b>Sedges Partially Controlled*</b>			
Nutsedge, yellow	<i>Cyperus esculentus</i>		

footnotes on the following page...

\*Partial control means significant activity, but not always at a level considered acceptable for commercial weed control.

<sup>1</sup>Use the higher end of the rate range when heavy weed populations are anticipated.

<sup>2</sup>Rates less than 5.3 pt/A will provide only partial control of this weed.

**Table 2. Broadleaf weeds controlled by postemergence application of Flexstar GT 3.5.**

Broadleaf Weeds Controlled <sup>1</sup>	Scientific Name	Flexstar GT 3.5 Rate (pt/A) Maximum Growth Stage Controlled At		
		3.5 pt/A Maximum Height (inches)	4.5 pt/A Maximum Height (inches)	5.3 pt/A Maximum Height (inches)
Amaranth, Palmer (glyphosate susceptible)	<i>Amaranthus palmeri</i>	4	4	6
Amaranth, Palmer (glyphosate resistant) <sup>1</sup>	<i>Amaranthus palmeri</i>	1	2	3
Amaranth, spiny	<i>Amaranthus spinosus</i>	2	2	4
Anoda, spurred	<i>Anoda cristata</i>	4	6	8
Buttercup species <sup>3</sup>	<i>Ranunculus</i> spp.	6	8	10
Carpetweed	<i>Mollugo verticillata</i>	6" Diameter	Multi-leaf 6" Diameter	Unlimited Size
Chickweed, common	<i>Stellaria media</i>	6	8	10
Chickweed, mouseear	<i>Cerastium fontanum</i> <i>ssp. vulgare</i>	6	8	10
Citronmelon	<i>Citrullus lanatus</i>	2	4	6
Cocklebur, common	<i>Xanthium strumarium</i>	4	6	8
Copperleaf, hophornbeam	<i>Acalypha ostryifolia</i>	2	2	4
Copperleaf, Virginia	<i>Acalypha virginica</i>	2	2	4
Crotalaria, showy	<i>Crotalaria spectabilis</i>	4	6	8
Croton, tropic	<i>Croton glandulosus</i>	2	4	6
Cucumber, volunteer	<i>Cucumis sativas</i>	2	4	6
Deadnettle, purple	<i>Lamium purpureum</i>	4	6	8
Eclipta	<i>Eclipta prostrata</i>	6	8	10
Eveningprimrose, cutleaf	<i>Oenothera laciniata</i>	4	6	8

continued...

**Table 2. Broadleaf weeds controlled by postemergence application of Flexstar GT 3.5. (continued)**

Broadleaf Weeds Controlled <sup>1</sup>	Scientific Name	Flexstar GT 3.5 Rate (pt/A) Maximum Growth Stage Controlled At		
		3.5 pt/A Maximum Height (inches)	4.5 pt/A Maximum Height (inches)	5.3 pt/A Maximum Height (inches)
Groundcherry, cutleaf	<i>Physalis angulata</i>	4	6	6
Henbit	<i>Lamium amplexicaule</i>	4	6	8
Jimsonweed	<i>Datura stramonium</i>	4	6	8
Lambsquarters, common	<i>Chenopodium album</i>	4	8	10
Morningglory, cypressvine	<i>Ipomoea quamoclit</i>	4	4	6
Morningglory, entireleaf var.	<i>Ipomoea hederacea</i> <i>var. integruscula</i>	3	3	4
Morningglory, ivyleaf	<i>Ipomoea hederacea</i>	3	3	4
Morningglory, purple moonflower	<i>Ipomoea turbinata</i>	3	4	4
Morningglory, red (scarlet)	<i>Ipomoea coccinea</i>	3	3	4
Morningglory, smallflower	<i>Jacquemontia tamnifolia</i>	3	3	4
Morningglory, pitted (Small white)	<i>Ipomoea lacunosa</i>	4	4	4
Morningglory, tall (common)	<i>Ipomoea purpurea</i>	3	3	4
Morningglory, palmleaf (willowleaf)	<i>Ipomoea wrightii</i>	3	3	4
Mustard, wild	<i>Sinapis arvensis</i>	6	8	10
Nightshade, black	<i>Solanum nigrum</i>	4	6	8
Pigweed, redroot	<i>Amaranthus retroflexus</i>	4	6	6
Pigweed, smooth	<i>Amaranthus hybridus</i>	4	4	6
Poinsettia, wild	<i>Euphorbia heterophylla</i>	4	6	8
Purslane, common	<i>Portulaca oleracea</i>	Multi-Leaf 4" Diameter	Multi-Leaf 6" Diameter	Multi-Leaf 8" Diameter
Pusley, Florida	<i>Richardia scabra</i>	4	6	8
Ragweed, common (glyphosate susceptible)	<i>Ambrosia artemisiifolia</i>	4	5	6
Ragweed, common (glyphosate resistant) <sup>1</sup>	<i>Ambrosia artemisiifolia</i>	2	4	5

Broadleaf Weeds Controlled <sup>1</sup>	Scientific Name	Flexstar GT 3.5 Rate (pt/A) Maximum Growth Stage Controlled At		
		3.5 pt/A Maximum Height (inches)	4.5 pt/A Maximum Height (inches)	5.3 pt/A Maximum Height (inches)
Ragweed, giant (glyphosate susceptible)	<i>Ambrosia trifida</i>	4	6	8
Ragweed, giant (glyphosate resistant) <sup>1,2</sup>	<i>Ambrosia trifida</i>	2	2	4
Redweed	<i>Melochia corchorifolia</i>	4	6	8
Sesbania, hemp	<i>Sesbania exaltata</i>	6	8	10
Shepherdspurse	<i>Capsella bursa-pastoris</i>	6	8	10
Sicklepod	<i>Senna obtusifolia</i>	2	3	4
Sida, prickly	<i>Sida spinosa</i>	2	3	4
Smartweed, ladysthumb	<i>Polygonum persicaria</i>	4	6	8
Smartweed, Pennsylvania	<i>Polygonum pennsylvanicum</i>	4	6	8
Spurge, prostrate	<i>Chamaesyce humistrata</i>	4	6	8
Spurge, spotted	<i>Chamaesyce maculata</i>	4	6	8
Starbur, bristly	<i>Acanthospermum hispidum</i>	4	6	8
Sunflower, common	<i>Helianthus annuus</i>	4	6	8
Velvetleaf	<i>Abutilon theophrasti</i>	4	6	8
Venice mallow	<i>Hibiscus trionum</i>	4	4	6
Waterhemp species (glyphosate susceptible)	<i>Amaranthus</i> spp.	2	4	6
Waterhemp species (glyphosate resistant) <sup>1</sup>	<i>Amaranthus</i> spp.	2	3	4
Yellow rocket	<i>Barbarea vulgaris</i>	6	8	10

\*Partial control means significant activity, but not always at a level considered acceptable for commercial weed control.

<sup>1</sup>Weed biotypes that have multiple resistances to both glyphosate and protoporphyrinogen oxidase inhibitor herbicides will not be controlled by Flexstar GT 3.5 - see your local Syngenta representative and/or state university extension recommendations for control programs.

<sup>2</sup>Partial control\* of glyphosate resistant giant ragweed - see your local Syngenta representative and/or state university extension recommendations for control programs.

<sup>3</sup>Control will be reduced at the button stage.

**Table 3. Grasses controlled by postemergence application of Flexstar GT 3.5**

Grass Weeds Controlled <sup>1</sup>	Scientific Name	Flexstar GT 3.5 Rate (pt/A) Maximum Growth Stage Controlled At		
		3.5 pt/A Maximum Height (inches)	4.5 pt/A Maximum Height (inches)	5.3 pt/A Maximum Height (inches)
Barley, volunteer	<i>Hordeum vulgare</i>	24		
Barnyardgrass	<i>Echinochloa crus-galli</i>	6	10	12
Bluegrass, annual	<i>Poa annua</i>	12		
Corn, volunteer (glyphosate susceptible)	<i>Zea mays</i>	24		
Crabgrass species	<i>Digitaria</i> spp.	12		
Foxtail species	<i>Setaria</i> spp.	18		
Goosegrass	<i>Eleusine indica</i>	6	8	12
Johnsongrass, seedling <sup>1</sup>	<i>Sorghum halepense</i>	12	18	
Oats, volunteer	<i>Avena sativa</i>	18		
Oats, wild	<i>Avena fatua</i>	18		
Panicum, browntop	<i>Panicum fasciculatum</i>	10	18	
Panicum, fall	<i>Panicum dichotomiflorum</i>	6	10	
Panicum, Texas	<i>Panicum texanum</i>	10	18	
Red Rice	<i>Oryza sativa</i>	3		
Rye, volunteer	<i>Secale cereale</i>	12	18	
Ryegrass, Italian (annual) <sup>1</sup>	<i>Lolium multiflorum</i>	8	10	
Shattercane	<i>Sorghum bicolor</i>	12	16	
Sprangletop species	<i>Leptochloa</i> spp.	18		
Signalgrass, broadleaf	<i>Brachiaria platyphylla</i>	8	10	
Wheat, volunteer	<i>Triticum aestivum</i>	18		
Wild proso millet	<i>Panicum miliaceum</i>	12	16	
Witchgrass	<i>Panicum capillare</i>	12		
Woolly cupgrass	<i>Eriochloa villosa</i>	12		

<sup>1</sup>Flexstar GT 3.5 will not control glyphosate-resistant seedling johnsongrass and Italian ryegrass biotypes or other glyphosate resistant grass species.

## COTTON

### **Burndown and Residual Weed Control Applications**

Flexstar GT 3.5 can provide burndown of emerged weeds and residual control of certain germinating broadleaf weeds and sedges in cotton.

#### **Application to Coarse-Textured Soils**

Apply Flexstar GT 3.5 from 3.5 to 5.3 pt/A as preplant surface or preemergence application to coarse-textured soils (sandy loam, loamy sand, sandy clay loam) only.

Refer to Table 1 for use rates and weeds controlled by preplant surface or preemergence applications and Tables 2 and 3 for use rates, weed growth stages and weeds controlled by postemergence applications.

#### **Application to Medium or Fine-Textured Soils**

Apply Flexstar GT 3.5 at 3.5 pt/A as a preplant surface application to medium or fine-textured soils (i.e. soil types heavier than coarse-textured soils) up to 21 days prior to planting cotton. Apply after the last tillage operation is completed.

Refer to Table 1 for weeds controlled by preplant surface applications and Tables 2 and 3 for weed growth stages and weeds controlled by postemergence applications.

Do not exceed 3.5 pt/A of Flexstar GT 3.5 on medium or fine-textured soils. Also, to avoid severe crop injury, the following use directions must be followed when applications are made to medium or fine-textured soils:

- After Flexstar GT 3.5 application, a minimum of 0.5 inch of rainfall or overhead irrigation must occur before planting cotton.
- Cotton must be planted at least 0.75 inch in depth.
- Avoid overlapping spray swaths.
- Do not disturb or re-work the seedbed following application.

The use of an in-furrow or seed applied fungicide will generally assist with seedling establishment and development.

### **Use Directions for Burndown and Residual Weed Control Applications**

Emerged weeds must have thorough spray coverage for effective control. Refer to the **Spray Adjuvants** section for directions on spray adjuvants for postemergence weed control.

Moisture is necessary to activate Flexstar GT 3.5 in soil for residual weed control. Dry weather following application of Flexstar GT 3.5 may reduce residual activity. When adequate moisture is not received within 7 days after a Flexstar GT 3.5 application, residual weed control may be improved with at least a 1/4 inch of overhead irrigation.

Cotton plants are tolerant to Flexstar GT 3.5 when applied at specified rates and application use directions. Some crinkling or spotting of cotton foliage or stunting may occur but cotton plants normally outgrow these effects and develop normally.

### **Tank Mixes for Burndown and Residual Weed Control Applications**

Flexstar GT 3.5 can be applied in a tank mix with the following products: Caparol®, Cotoran®, Dicamba, Direx®, Glyphosate products (such as Touchdown® or Roundup® brands), Karmex®, Prowl® H2O, Solicam®, and Staple®. Refer to individual product labels for precautionary statements, restrictions, rates and a list of weeds controlled.

### **Post-Directed Application in Roundup Ready Flex Cotton**

Apply Flexstar GT 3.5 in emerged Roundup Ready Flex cotton as a post-directed treatment using precision post-directed, hooded or shielded application equipment to provide complete coverage of emerged weeds. Apply Flexstar GT 3.5 at 3.5 pt/A in a minimum of 15 gallons spray solution per acre. Applications may be made broadcast or banded. Post-directed applications of Flexstar GT 3.5 will provide contact control of labeled weeds and residual preemergence control of labeled weeds (once activated by rainfall or irrigation). Refer to Table 1 for weeds controlled or partially controlled through residual activity and Tables 2-3 for weeds controlled by postemergence activity. Do not exceed 3.5 pt/A as a post-directed application in Roundup Ready Flex cotton.

Cotton foliage is not tolerant to Flexstar GT 3.5 applications. Avoid contact to cotton foliage as unacceptable injury will occur. Calibrate application equipment (spray pressure, nozzle type and configuration, and orifice size) to avoid fine spray droplets contacting green cotton stems and foliage.

### **Post-Directed Application Timing in Roundup Ready Flex Cotton**

Flexstar GT 3.5 may be applied as a post-directed application to Roundup Ready Flex cotton when cotton is at least 6 inches in height through layby. Keep all post-directed applications from contacting any green non-barked parts of the cotton plant or foliage as unacceptable injury will occur. Follow the application timing recommendations below for post-directed applications in Roundup Ready Flex cotton.

#### **Shielded and Hooded Applications**

Make a precision post-directed Flexstar GT 3.5 application to the base of the cotton plant avoiding contact with the cotton stem or foliage when cotton is at least 6 inches in height to avoid cotton injury. Use only hooded or shielded spray equipment to apply Flexstar GT 3.5 in cotton that is 6 inches in height. Adjust nozzles to provide full coverage of emerged target weeds.

#### **Layby Applications**

Make a post-directed Flexstar GT 3.5 application to the base of the cotton plant avoiding contact with any non-barked portion of the cotton plant or foliage. Use precision post-directed equipment or hooded or shielded sprayers on cotton that has developed a minimum of 4 inches of brown bark through layby. Application equipment should be configured to provide full coverage of emerged target weeds.

### **Tank Mixes for Post-Directed Applications**

Flexstar GT 3.5 can be applied in a tank mix with most cotton herbicides which are labeled for post-directed, hooded or shielded applications. Refer to individual product labels for precautionary statements, restrictions, rates and a list of weeds controlled.

### **Use Restrictions - Cotton**

- **DO NOT** apply Flexstar GT 3.5 over the top of cotton as plant death will occur.
- Do not exceed 5.3 pints of Flexstar GT 3.5 per acre in any one year and also adhere to the maximum rate that may be applied in each geographic region (refer to the Flexstar GT 3.5 Regional Use Map).
- Do not exceed 3.5 pints of Flexstar GT 3.5 per acre as a preplant surface application to medium or fine-textured soil.
- Do not exceed 3.5 pints of Flexstar GT 3.5 per acre as a post-directed application.
- Do not apply Flexstar GT 3.5 later than 70 days before harvest.

## **SOYBEANS**

### **Burndown and Residual Weed Control Applications - Glyphosate-Tolerant and Non-Glyphosate-Tolerant Soybeans**

Flexstar GT 3.5 can provide burndown of emerged weeds and residual control of certain germinating broadleaf weeds and sedges from either a preplant surface or preemergence application in soybeans.

Refer to Table 1 for rates and weeds controlled by preplant surface or preemergence applications and Tables 2 and 3 for rates, weed growth stages and weeds controlled by postemergence applications.

Emerged weeds must have thorough spray coverage for effective control. Refer to the **Spray Adjuvants** section for directions on spray adjuvants for postemergence weed control.

Moisture is necessary to activate Flexstar GT 3.5 in soil for residual weed control. Dry weather following application of Flexstar GT 3.5 may reduce effectiveness of residual activity. When adequate moisture is not received within 7 days after a Flexstar GT 3.5 application, residual weed control may be improved with at least a 1/4 inch of overhead irrigation.

### **Preplant Surface or Preemergence Tank-Mix Applications - Soybeans**

Flexstar GT 3.5 can be tank mixed with the following products for preplant surface or preemergence applications in glyphosate-tolerant and non-glyphosate-tolerant soybeans: 2,4-D, Dicamba, Glyphosate products (such as Touchdown or Roundup brands).

Refer to the tank-mix partner label for use directions, restrictions and limitations. The most restrictive product labeling applies.



### **Postemergence Over-The-Top Applications in Glyphosate-Tolerant Soybeans**

Flexstar GT 3.5 can provide postemergence control of a broad spectrum of grass and broadleaf weeds as an over-the-top application in glyphosate-tolerant soybeans. Refer to Tables 2 and 3 for specific directions on weed growth stages, rates and weeds controlled. Emerged weeds must have thorough spray coverage for effective control. Refer to the **Spray Adjuvants** section for directions on spray adjuvants for postemergence weed control.

Postemergence, in-crop applications of Flexstar GT 3.5 that come in contact with soil may control or partially control certain germinating broadleaf weeds and sedges.

Some bronzing, crinkling or spotting of soybean leaves may occur following postemergence applications, but soybeans soon outgrow these effects and develop normally.

### **Postemergence Split Application Program for Glyphosate-Tolerant Soybeans in Regions 1 and 2**

A postemergence split application of Flexstar GT 3.5 may be applied in Regions 1 and 2. Apply Flexstar GT 3.5 at 2.65 pt/A with methylated seed oil (MSO) adjuvant at 1% v/v when weeds are 1 to 2 inches in height followed by a second application of Flexstar GT 3.5 at 2.65 pt/A with MSO at 1% v/v when re-growth or newly emerged weeds are 1 to 2 inches in height (approximately 10-14 days after the first application). The total amount of Flexstar GT 3.5 in the split application program cannot exceed 5.3 pt/A.

### **Special Postemergence Use Rate for Specific Weed Control Situations for Glyphosate-Tolerant Soybeans in Regions 1, 2, 3 and 4**

Flexstar GT 3.5 may be applied at 2.8 pt/A in Regions 1, 2, 3 and 4 as a postemergence application to control non-glyphosate resistant weeds including difficult to control weeds such as morningglory, velvetleaf and black nightshade in glyphosate-tolerant soybeans. Apply when weeds are 1-4 inches in height.

### **Special Postemergence Use Rate for Specific Weed Control Situations for Glyphosate-Tolerant Soybeans in Region 5**

Flexstar GT 3.5 may be applied at 2.68 pt/A in Region 5 as a postemergence application to control non-glyphosate resistant weeds including difficult to control weeds such as velvetleaf and black nightshade in glyphosate-tolerant soybeans. Apply when weeds are 1-3 inches in height.

## **Postemergence Over-The-Top Tank-Mix Applications - Glyphosate-Tolerant Soybeans Only**

Flexstar GT 3.5 can be tank mixed with the following products for postemergence applications in glyphosate-tolerant soybeans: Dual Magnum®, Fusilade® DX, Fusion®, and Glyphosate products (such as Touchdown or Roundup brands).

Refer to the tank-mix partner label for use directions, restrictions and limitations. The most restrictive product labeling applies.

### **Use Restrictions - Soybeans**

- DO NOT apply Flexstar GT 3.5 as an over-the-top application to non-glyphosate-tolerant soybeans as plant death will occur.
- Refer to Flexstar GT 3.5 Regional Use Map for the maximum rate of Flexstar GT 3.5 (or other fomesafen-containing products) that may be applied in each geographic region. Do not apply to any field in Regions 2, 3, 4, or 5 more than once every two years.
- Do not exceed 5.3 pints of Flexstar GT 3.5 per acre in any one year and also adhere to the maximum rate that may be applied in each geographic region (refer to the Flexstar GT 3.5 Regional Use Map).
- Do not graze treated areas or harvest for forage or hay.
- Do not apply within 45 days of harvest.

## **AERIAL SPRAY DRIFT MANAGEMENT ADVISORY**

### **Spray Drift Management**

AVOIDING SPRAY DRIFT AT THE APPLICATION SITE IS THE RESPONSIBILITY OF THE APPLICATOR. The interaction of many equipment and weather-related factors determines the potential for spray drift. The applicator and the grower are responsible for considering all these factors when making decisions.

The following drift management requirements must be followed to avoid off-target drift movement from aerial applications to agricultural field crops. These requirements do not apply to forestry applications, public health uses or to applications using dry formulations.

1. The distance of the outer most nozzles on the boom must not exceed  $\frac{3}{4}$  the length of the wing-span or rotor.
2. Nozzles must always point backward parallel with the air stream and never be pointed downwards more than 45 degrees.

Where states have more stringent regulations, they must be observed.

The applicator must be familiar with and take into account the information covered in the **Aerial Drift Reduction Advisory Information**.

## **Aerial Drift Reduction Advisory Information**

### **Importance of Droplet Size**

The most effective way to reduce drift potential is to apply large droplets. The best drift management strategy is to apply the largest droplets that provide sufficient coverage and control. Applying larger droplets reduces drift potential, but will not prevent drift if applications are made improperly, or under unfavorable environmental conditions (See **Wind, Temperature and Humidity**, and **Temperature Inversion** sections of this label).

### **Controlling Droplet Size**

- **Volume** - Use high flow rate nozzles to apply the highest practical spray volume. Nozzles with higher rated flows produce larger droplets.
- **Pressure** - Use the lower spray pressures recommended for the nozzle. Higher pressure reduces droplet size and does not improve canopy penetration. When higher flow rates are needed, use higher flow rate nozzles instead of increasing pressure.
- **Number of nozzles** - Use the minimum number of nozzles that provide uniform coverage.
- **Nozzle Orientation** - Orienting nozzles so that the spray is released backwards parallel to the air-stream will produce larger droplets than other orientations. Significant deflection from horizontal will reduce droplet size and increase drift potential.
- **Nozzle Type** - Use a nozzle type that is designed for the intended application. With most nozzle types, narrower spray angles produce larger droplets. Consider using low-drift nozzles. Solid stream nozzles oriented straight back produce larger droplets than other nozzle types.

### **Boom Length**

For some use patterns, reducing the effective boom length to less than  $\frac{3}{4}$  of the wingspan or rotor length may further reduce drift without reducing swath width.

### **Application Height**

Applications must not be made at a height greater than 10 feet above the top of the largest plants unless a greater height is required for aircraft safety. Making applications at the lowest height that is safe reduces exposure of droplets to evaporation and wind.

### **Swath Adjustment**

When applications are made with a crosswind, the swath will be displaced downwind. Therefore, on the up and downwind edges of the field, the applicator must compensate for this displacement by adjusting the path of the aircraft upwind. Swath adjustment distance should increase with increasing drift potential (higher wind, smaller drops, etc.).

### **Wind**

Drift potential is lowest between wind speeds of 2-10 mph. However, many factors, including droplet size and equipment type determine drift potential at any given speed. Application must be avoided below 2 mph due to variable wind direction and high inversion potential. **NOTE:** Local terrain can influence wind patterns. Every applicator must be familiar with local wind patterns and how they affect spray drift.

**Temperature and Humidity**

When making applications in low relative humidity, set up equipment to produce larger droplets to compensate for evaporation. Droplet evaporation is most severe when conditions are both hot and dry.

**Temperature Inversions**

Applications must not occur during a temperature inversion because drift potential is high. Temperature inversions restrict vertical air mixing, which causes small suspended droplets to remain in a concentrated cloud. This cloud can move in unpredictable directions due to the light variable winds common during inversions. Temperature inversions are characterized by increasing temperatures with altitude and are common on nights with limited cloud cover and light to no wind. They begin to form as the sun sets and often continue into the morning. Their presence can be indicated by ground fog; however, if fog is not present, inversions can also be identified by the movement of smoke from a ground source or an aircraft smoke generator. Smoke that layers and moves laterally in a concentrated cloud (under low wind conditions) indicates an inversion, while smoke that moves upward and rapidly dissipates indicates good vertical air mixing.

**Sensitive Areas**

The pesticide is to be applied only when the potential for drift to adjacent sensitive areas (e.g., residential areas, bodies of water, known habitat for threatened or endangered species, nontarget crops) is minimal (i.e., when wind is blowing away from the sensitive areas).

**STORAGE AND DISPOSAL**

Do not contaminate water, food or feed by storage or disposal.

**Pesticide Storage**

Store above 10°F. If product freezes, return to room temperature and agitate to reconstitute. Keep container closed when not in use. Do not store near food or feed. In case of spill or leak on floor or paved surfaces, soak up with sand, earth or synthetic absorbent. Remove to chemical waste area.

**Pesticide Disposal**

Pesticide wastes are acutely hazardous. Improper disposal of excess pesticide, spray mixture or rinsate is a violation of Federal Law. If these wastes cannot be disposed of by use according to label instructions, contact your State Pesticide or Environmental Control Agency or the Hazardous Waste Representative at the nearest EPA Regional Office for guidance.

**Container Handling [less than or equal to 5 gallons]**

Non-refillable container. Do not reuse or refill this container. Triple rinse container (or equivalent) promptly after emptying. Triple rinse as follows: Empty the remaining contents into application equipment or a mix tank and drain for 10 seconds after the flow begins to drip. Fill the container 1/4 full with water and recap. Shake for 10 seconds. Pour rinsate into application equipment or a mix tank or store rinsate for later use or disposal. Drain for 10 seconds after the flow begins to drip. Repeat this procedure two more times. Then offer for recycling if available or puncture and dispose of in a sanitary landfill, or by incineration, or by other procedures approved by state and local authorities.

*continued...*

## **STORAGE AND DISPOSAL (continued)**

### **Container Handling [greater than 5 gallons – mini-bulk]**

Non-refillable container. Do not reuse or refill this container. Triple rinse container (or equivalent) promptly after emptying. Triple rinse as follows: Empty the remaining contents into application equipment or a mix tank. Fill the container 1/4 full with water. Replace and tighten closures. Tip container on its side and roll it back and forth, ensuring at least one complete revolution, for 30 seconds. Stand the container on its end and tip it back and forth several times. Turn the container over onto its other end and tip it back and forth several times. Empty the rinsate into application equipment or a mix tank or store rinsate for later use or disposal. Repeat this procedure two more times. Then offer for recycling if available or puncture and dispose of in a sanitary landfill, or by incineration, or by other procedures approved by state and local authorities.

### **Container Handling [greater than 5 gallons - Bulk]**

Refillable container. Refill this container with pesticide only. Do not reuse this container for any other purpose. Cleaning the container before final disposal is the responsibility of the person disposing of the container. Cleaning before refilling is the responsibility of the person refilling. To clean container before final disposal, empty the remaining contents from this container into application equipment or mix tank. Fill the container about 10 percent full with water. Agitate vigorously or recirculate water with the pump for 2 minutes. Pour or pump rinsate into application equipment or rinsate collection system. Repeat this rinsing procedure two more times. Then offer for recycling if available or puncture and dispose of in a sanitary landfill, or by incineration, or by other procedures approved by state and local authorities.

For minor spills, leaks, etc., follow all precautions indicated on this label and clean up immediately. Take special care to contain spills, leaks, and other accidents to prevent further exposure of facilities and equipment. Absorb spilled product with absorbing materials and dispose of in an approved waste disposal facility. In the event of a major spill, fire, or other emergency, call 1-800-888-8372, day or night.

**CONTAINER IS NOT SAFE FOR FOOD, FEED OR DRINKING WATER.**

Caparol®, Dual Magnum®, Flexstar® GT 3.5, Fusilade® DX, Fusion®, ISOLINK™ Technology II, Solicam®, Touchdown®, the ALLIANCE FRAME the SYNGENTA Logo and the PURPOSE ICON are Trademarks of a Syngenta Group Company



Cotoran® trademark of Makhteshim Agan of North America, Inc.

Direx®, Karmex®, Staple®, and Viton® trademarks of E. I. du Pont de Nemours and Company

Prowl® trademark of BASF Ag Products

Roundup® and Roundup Ready® trademarks of Monsanto Company

©2015 Syngenta

For non-emergency (e.g., current product information) call  
Syngenta Crop Protection at 1-800-334-9481

Manufactured for:  
Syngenta Crop Protection, LLC  
P. O. Box 18300  
Greensboro, North Carolina 27419

**SCP 1385A-L1C 0415**  
**4056611**

GROUP 9 | 14 HERBICIDES

 **Flexstar<sup>®</sup>GT 3.5**



## Herbicide

For Control of Certain Weeds in Cotton and Soybeans

Active Ingredients:	
Sodium Salt of Fomesafen: . . . . .	5.88%
Glyphosate: . . . . .	22.40%
Other Ingredients:	71.72%
Total:	100.00%

Flexstar GT 3.5 is formulated as a soluble liquid.

Flexstar GT 3.5 contains 0.56 pounds of fomesafen and 2.26 pounds of glyphosate expressed as acid equivalent per gallon.

See additional precautionary statements and directions for use inside booklet.

### AGRICULTURAL USE REQUIREMENTS

Use this product only in accordance with its labeling and with the Worker Protection Standard, 40 CFR part 170. Refer to supplemental labeling under "Agricultural Use Requirements" in the Directions for Use section for information about this standard.

EPA Reg. 100-1385      EPA Est. 070989-MO-001

Flexstar<sup>®</sup> GT 3.5 and the Syngenta logo are trademarks of a Syngenta Company

©2015 Syngenta

Manufactured for:  
Syngenta Crop Protection, LLC  
P. O. Box 18300  
Greensboro, North Carolina 27419

**SCP 1385A-L1C 0415  
4056611**

**2.5 gallons**  
Net Contents

## KEEP OUT OF REACH OF CHILDREN. CAUTION

### Precautionary Statements

Hazards to Humans and Domestic Animals

#### CAUTION

Causes moderate eye irritation. Avoid contact with eyes or clothing. Wash thoroughly with soap and water after handling and before eating, drinking, chewing gum, using tobacco, or using the toilet.

#### FIRST AID

**If in eyes:** Hold eye open and rinse slowly and gently with water for 15-20 minutes. Remove contact lenses, if present, after the first 5 minutes, then continue rinsing. Call a poison control center or doctor for treatment advice. **If swallowed:** Call a poison control center or doctor immediately for treatment advice. Have person sip a glass of water if able to swallow. Do not induce vomiting unless told to by a poison control center or doctor. Do not give anything by mouth to an unconscious person. **If on skin or clothing:** Take off contaminated clothing. Rinse skin immediately with plenty of water for 15-20 minutes. Call a poison control center or doctor for treatment advice. **If inhaled:** Move person to fresh air. If person is not breathing, call 911 or an ambulance, then give artificial respiration, preferably mouth-to-mouth, if possible. Call a poison control center or doctor for further treatment advice.

Have the product container or label with you when calling a poison control center or doctor or going for treatment.

**HOTLINE NUMBER:** For 24-Hour Medical Emergency Assistance (Human or Animal) Or Chemical Emergency Assistance (Spill, Leak, Fire or Accident) Call **1-800-888-8372**.

**Environmental Hazards:** For Terrestrial Uses: Do not apply directly to water, or to areas where surface water is present, or to intertidal areas below the mean high water mark. Do not contaminate water when disposing of equipment washwater or rinsate. Do not apply when weather conditions favor drift from target area.

**Groundwater Advisory:** Fomesafen is known to leach through soil into groundwater under certain conditions as a result of label use. This chemical may leach into groundwater if used in areas where soils are permeable, particularly where the water table is shallow.

**Physical and Chemical Hazards:** Do not store, mix or apply this product or spray solutions of this product in unlined steel (except stainless steel), galvanized steel containers, or sprayer tanks. This product or spray solutions of this product will react with these containers and tanks and produce hydrogen gas which may form a highly combustible mixture. This gas mixture could flash or explode, causing serious personal injury, if ignited by spark, open flame, lighted cigarette, welder torch, or other ignition source.

Spray solutions of this product must be mixed, stored and applied using only stainless steel, fiberglass, plastic, or plastic-lined steel containers.

### STORAGE AND DISPOSAL

Do not contaminate water, food or feed by storage or disposal.

**Pesticide Storage:** Store above 10°F. If product freezes, return to room temperature and agitate to reconstitute. Keep container closed when not in use. Do not store near food or feed. In case of spill or leak on floor or paved surfaces, soak up with sand, earth or synthetic absorbent. Remove to chemical waste area.

**Pesticide Disposal:** Pesticide wastes are acutely hazardous. Improper disposal of excess pesticide, spray mixture or rinsate is a violation of Federal Law. If these wastes cannot be disposed of by use according to label instructions, contact your State Pesticide or Environmental Control Agency or the Hazardous Waste Representative at the nearest EPA Regional Office for guidance.

**Container Handling [less than or equal to 5 gallons]:** Non-refillable container. Do not reuse or refill this container. Triple rinse container (or equivalent) promptly after emptying. Triple rinse as follows: Empty the remaining contents into application equipment or a mix tank and drain for 10 seconds after the flow begins to drip. Fill the container 1/4 full with water and recap. Shake for 10 seconds. Pour rinsate into application equipment or a mix tank or store rinsate for later use or disposal. Drain for 10 seconds after the flow begins to drip. Repeat this procedure two more times. Then offer for recycling if available or puncture and dispose of in a sanitary landfill, or by incineration, or by other procedures approved by state and local authorities.

For minor spills, leaks, etc., follow all precautions indicated on this label and clean up immediately. Take special care to contain spills, leaks, and other accidents to prevent further exposure of facilities and equipment. Absorb spilled product with absorbing materials and dispose of in an approved waste disposal facility. In the event of a major spill, fire, or other emergency, call 1-800-888-8372, day or night.

**CONTAINER IS NOT SAFE FOR FOOD, FEED OR DRINKING WATER.**



