

PULL HERE TO OPEN ►



Reglone[®]

Desiccant

syngenta[®]

TO PREVENT ACCIDENTAL POISONING, NEVER PUT INTO FOOD, DRINK OR OTHER CONTAINERS AND USE STRICTLY IN ACCORDANCE WITH ENTIRE LABEL

Active Ingredient:

Diquat dibromide [6,7-dihydrodipyrido (1,2-a:2',1'-c) pyrazinediium dibromide] 37.3%

Other Ingredients: 62.7%

Total: 100.0%

Contains 2 lb diquat cation per gal as 3.73 lb salt per gal.

KEEP OUT OF REACH OF CHILDREN.

CAUTION

Si usted no entiende la etiqueta, busque a alguien para que se la explique a usted en detalle. (If you do not understand the label, find someone to explain it to you in detail.)

See additional precautionary statements and directions for use inside booklet.

EPA Reg. No. 100-1061 EPA Est. 100-LA-001

**Product of United Kingdom
Formulated in the USA**

SCP 1061A-L1F 0510 4034124

2.5 gallons

Net Contents

TM

FIRST AID	
If inhaled	<ul style="list-style-type: none"> • Move person to fresh air. • If person is not breathing, call 911 or an ambulance, then give artificial respiration, preferably by mouth-to-mouth if possible. • Call a poison control center or doctor for further treatment advice.
If swallowed	<ul style="list-style-type: none"> • Call a poison control center or doctor immediately for treatment advice. • Have person sip a glass of water if able to swallow. • Do not induce vomiting unless told to do so by a poison control center or doctor. • Do not give anything by mouth to an unconscious person.
If in eyes	<ul style="list-style-type: none"> • Hold eye open and rinse slowly and gently with water for 15-20 minutes. • Remove contact lenses, if present, after the first 5 minutes, then continue rinsing eye. • Call a poison control center or doctor for treatment advice.
If on skin or clothing	<ul style="list-style-type: none"> • Take off contaminated clothing. • Rinse skin immediately with plenty of water for 15-20 minutes. • Call a poison control center or doctor for treatment advice.
NOTE TO PHYSICIAN	
To be effective, treatment for diquat poisoning must begin IMMEDIATELY . Treatment consists of binding diquat in the gut with suspensions of activated charcoal or bentonite clay, administration of cathartics to enhance elimination, and removal of diquat from the blood by charcoal hemoperfusion or continuous hemodialysis.	
Have the product container or label with you when calling a poison control center or doctor, or going for treatment.	
HOT LINE NUMBER	
For 24-Hour Medical Emergency Assistance (Human or Animal) or Chemical Emergency Assistance (Spill, Leak, Fire, or Accident), Call 1-800-888-8372	

PRECAUTIONARY STATEMENTS

Hazards to Humans and Domestic Animals

CAUTION

Harmful if inhaled. Harmful if swallowed. Causes moderate eye irritation. Avoid breathing spray mist. Avoid contact with eyes, skin, or clothing.

Personal Protective Equipment (PPE)

Some of the materials that are chemical-resistant to this product are listed below. If you want more options, follow the instructions for Category A on an EPA chemical-resistance category selection chart.

continued...

PRECAUTIONARY STATEMENTS (continued)

Applicators and other handlers must wear:

- Coveralls over short-sleeved shirt and short pants.
- Chemical-resistant gloves made of any waterproof material such as polyethylene or polyvinyl chloride.
- Chemical-resistant footwear plus socks.
- Protective eyewear.
- Chemical-resistant headgear for overhead exposure.
- Chemical-resistant apron when cleaning equipment, mixing, or loading.
- Face shield when mixing or loading.

Discard clothing and other absorbent materials that have been drenched or heavily contaminated with this product's concentrate. Do not reuse them. Follow manufacturer's instructions for cleaning/maintaining PPE. If no such instructions for washables exist, use detergent and hot water. Keep and wash PPE separately from other laundry.

Engineering Control Statements

Mixers and loaders supporting aerial applications are required to use closed systems. The closed system must be used in a manner that meets the requirements listed in the Worker Protection Standard (WPS) for agricultural pesticides (40 CFR 170.240(d)(4)). When handlers use closed systems, enclosed cabs, or aircraft in a manner that meets the requirements listed in the Worker Protection Standard (WPS) for agricultural pesticides [40 CFR 170.240(d)(4-6)], the handler PPE requirements may be reduced or modified as specified in the WPS. Mixers, loaders, and applicators using closed systems who meet these requirements may wear: long-sleeved shirt and long pants; protective eyewear; waterproof gloves; shoes plus socks; and a chemical-resistant apron when mixing, loading, or cleaning equipment. If handling tasks are performed from inside an enclosed cab or aircraft with enclosed cockpits that meet these requirements may wear: long-sleeved shirt, long pants, shoes, and socks for the labeling-specified PPE. All labeling-specified PPE must be immediately available for use in an emergency. All applicable requirements as specified in 40 CFR 170.240(d)(4-6) must be followed.

User Safety Recommendations

Users should:

- Wash hands before eating, drinking, chewing gum, using tobacco, or using the toilet.
- Remove clothing immediately if pesticide gets inside. Then wash thoroughly and put on clean clothing.
- Remove PPE immediately after handling this product. Wash the outside of gloves before removing. As soon as possible, wash thoroughly and change into clean clothing.

Environmental Hazards

This pesticide is toxic to aquatic invertebrates. For **Terrestrial Uses**, do not apply directly to water, or to areas where surface water is present, or to intertidal areas below the mean high water mark. Do not contaminate water when disposing of equipment wash waters or rinsate.

CONDITIONS OF SALE AND LIMITATION OF WARRANTY AND LIABILITY

NOTICE: Read the entire Directions for Use and Conditions of Sale and Limitation of Warranty and Liability before buying or using this product. If the terms are not acceptable, return the product at once, unopened, and the purchase price will be refunded.

The Directions for Use of this product must be followed carefully. It is impossible to eliminate all risks inherently associated with the use of this product. Crop injury, ineffectiveness or other unintended consequences may result because of such factors as manner of use or application, weather or crop conditions, presence of other materials or other influencing factors in the use of the product, which are beyond the control of SYNGENTA CROP PROTECTION, LLC or Seller. To the extent permitted by applicable law, Buyer and User agree to hold SYNGENTA and Seller harmless for any claims relating to such factors.

SYNGENTA warrants that this product conforms to the chemical description on the label and is reasonably fit for the purposes stated in the Directions for Use, subject to the inherent risks referred to above, when used in accordance with directions under normal use conditions. To the extent permitted by applicable law: (1) this warranty does not extend to the use of this product contrary to label instructions or under conditions not reasonably foreseeable to or beyond the control of Seller or SYNGENTA, and, (2) Buyer and User assume the risk of any such use. To the extent permitted by applicable law, SYNGENTA MAKES NO WARRANTIES OF MERCHANTABILITY OR OF FITNESS FOR A PARTICULAR PURPOSE NOR ANY OTHER EXPRESS OR IMPLIED WARRANTY EXCEPT AS WARRANTED BY THIS LABEL.

To the extent permitted by applicable law, in no event shall SYNGENTA be liable for any incidental, consequential or special damages resulting from the use or handling of this product. **TO THE EXTENT PERMITTED BY APPLICABLE LAW, THE EXCLUSIVE REMEDY OF THE USER OR BUYER, AND THE EXCLUSIVE LIABILITY OF SYNGENTA AND SELLER FOR ANY AND ALL CLAIMS, LOSSES, INJURIES OR DAMAGES (INCLUDING CLAIMS BASED ON BREACH OF WARRANTY, CONTRACT, NEGLIGENCE, TORT, STRICT LIABILITY OR OTHERWISE) RESULTING FROM THE USE OR HANDLING OF THIS PRODUCT, SHALL BE THE RETURN OF THE PURCHASE PRICE OF THE PRODUCT OR, AT THE ELECTION OF SYNGENTA OR SELLER, THE REPLACEMENT OF THE PRODUCT.**

SYNGENTA and Seller offer this product, and Buyer and User accept it, subject to the foregoing Conditions of Sale and Limitation of Warranty and of Liability, which may not be modified except by written agreement signed by a duly authorized representative of SYNGENTA.

DIRECTIONS FOR USE

It is a violation of Federal law to use this product in a manner inconsistent with its labeling.

Do not apply this product in a way that will contact workers or other persons, either directly or through drift. Only protected handlers may be in the area during application. For any requirements specific to your State or Tribe, consult the agency responsible for pesticide regulation.

READ ENTIRE LABEL. USE STRICTLY IN ACCORDANCE WITH PRECAUTIONARY STATEMENTS AND DIRECTIONS, AND WITH APPLICABLE STATE AND FEDERAL REGULATIONS.

DO NOT APPLY THIS PRODUCT THROUGH ANY TYPE OF IRRIGATION SYSTEM.

AGRICULTURAL USE REQUIREMENTS

Use this product only in accordance with its labeling and with the Worker Protection Standard, 40 CFR part 170. This Standard contains requirements for the protection of agricultural workers on farms, forests, nurseries, and greenhouses, and handlers of agricultural pesticides. It contains requirements for training, decontamination, notification, and emergency assistance. It also contains specific instructions and exceptions pertaining to the statements on this label about personal protective equipment (PPE), and restricted-entry interval. The requirements in this box only apply to uses of this product that are covered by the Worker Protection Standard.

Do not enter or allow worker entry into treated areas during the restricted-entry interval (REI) of 24 hours.

PPE required for early entry to treated areas that is permitted under the Worker Protection Standard and that involves contact with anything that has been treated, such as plants, soil, or water is:

- Coveralls over short-sleeved shirt and short pants
- Chemical-resistant gloves made of any waterproof material
- Chemical-resistant footwear plus socks
- Protective eyewear
- Chemical-resistant headgear for overhead exposure

NON-AGRICULTURAL USE REQUIREMENTS

The requirements in this box apply to uses of this product that are NOT within the scope of the Worker Protection Standard for agricultural pesticides (40 CFR Part 170). The WPS applies when this product is used to produce agricultural plants on farms, forests, nurseries, or greenhouses.

Keep all unprotected persons out of operating areas or vicinity where there may be drift.

Do not allow people or pets to touch treated plants until the sprays have dried.

For terrestrial uses, do not allow entry of maintenance workers into treated areas, or allow contact with treated vegetation wet with spray, dew, or rain, without appropriate protective clothing until spray has dried.

PRODUCT INFORMATION

Reglone Desiccant is a nonvolatile herbicide for use as a preharvest aid to desiccate certain crops in order to facilitate harvesting. Reglone Desiccant is also recommended for use as a general herbicide to control weeds in noncrop areas and nonbearing crops. Reglone Desiccant is a contact-type herbicide and requires actively growing green plant tissue to function. Thorough coverage of all green plant tissue is essential for effective control. Reglone Desiccant is rapidly absorbed by green plant tissue and interacts with the photosynthetic process to produce compounds which destroy plant cells. Herbicidal activity is usually quite rapid with effects visible in a few days.

AGRICULTURAL USE DIRECTIONS

APPLICATION

Since Reglone Desiccant is a contact-type herbicide, it is essential to obtain complete coverage of the target weed or crop to achieve effective results. Improper application technique and/or application to large, stressed, or mowed weeds will generally result in unacceptable control. Complete coverage is also essential for effective performance in harvest aid applications. See details below for additional information.

Nozzle Selection

The use of flat fan nozzles will result in the most effective application of Reglone Desiccant. The use of nozzles other than flat fans may result in reduced performance due to inadequate coverage.

Spray Volume

Follow specified minimum spray volumes listed for each use of Reglone Desiccant. These are **minimum** volumes only, and spray volumes should be increased as necessary to obtain complete coverage of the target weed or plant without runoff from the foliage. When spraying less than 20 gal of spray carrier per acre, target weeds should not exceed 6 inches in height.

SPRAY ADJUVANTS

Always Add One of the Following:

Nonionic Surfactant (NIS)

Add a NIS containing 75% or greater surface active agent at 0.06-0.5% v/v (1/2-4 pt per 100 gal) of the finished spray volume.

Other Adjuvants

Adjuvants other than NIS may be used providing the product meets the following criteria:

- Contains only EPA exempt ingredients.
- Is compatible in mixture. Compatibility may be established through a jar test.
- Is supported locally for use with Reglone Desiccant through proven field trials and through university and extension recommendations.

RATES

Follow specified rates listed with each use of Reglone Desiccant. Use the higher label rates when weeds are large or dense. Also, use higher labeled rates for harvest aid when crop vegetation is dense.

APPLICATION TIMING

Reglone Desiccant should be applied to emerged weeds when they are small. Weeds 1 inch to 6 inches in height are the easiest to control. When weeds have been grazed or mowed, thus removing much of the green foliage, allow the weeds to regrow to a height of 2-4 inches before spraying. For proper application timing of harvest aid applications, refer to each crop for recommendations.

Weeds emerging after application of Reglone Desiccant will not be controlled or suppressed.

RAINFASTNESS

Because Reglone Desiccant is rapidly absorbed by green plant tissue, rain occurring 30 minutes after application will have no effect on the activity of Reglone Desiccant.

ENVIRONMENTAL CONDITIONS

Reglone Desiccant is active over a wide range of environmental conditions. Cool weather (below 55°F) will slow the activity of Reglone Desiccant, as will cloudy, overcast weather, but will not affect performance.

In dry areas, dust stirred up by high winds or equipment tires can coat target surface and reduce Reglone Desiccant activity. Avoid applying Reglone Desiccant in extremely dusty conditions.

SPRAY DRIFT MANAGEMENT

AVOIDING SPRAY DRIFT AT THE APPLICATION SITE IS THE RESPONSIBILITY OF THE APPLICATOR AND THE GROWER. WHERE STATES HAVE MORE STRINGENT REGULATIONS, THEY SHOULD BE OBSERVED.

Agricultural Aerial Applications

1. Follow label directions to reduce the potential for drift incidents.
2. Do not make aerial applications within or above a surface temperature inversion to avoid unreasonable adverse effects. Applicators may determine presence of an inversion by noting the presence of ground fog, light variable wind, or layering of smoke and dust.
3. Applicators must estimate the prevailing wind speed and direction in the vicinity of the application site prior to and during the application. Measuring wind speed with an anemometer, observing wind speed and direction using an aircraft smoke release system or wind sock or wind vane, or obtaining a report from a representative meteorological station are acceptable methods of estimating wind speed and direction.
4. Apply when prevailing wind speed is 3 to 10 miles/hour.
5. When applications are made with a crosswind, the swath will be displaced downwind. Therefore, on the up and downwind edges of the field, the applicator must compensate for this displacement by adjusting the path of the aircraft upwind. Swath adjustment distance should increase, with increasing drift potential (higher wind, smaller drops, etc.).
6. When making applications in low relative humidity, set up equipment to produce larger droplets to compensate for evaporation. Droplet evaporation is most severe when conditions are both hot and dry.
7. Many factors, including droplet size and equipment type, determine drift potential at any given speed. Drift reduction technology or other mitigation methods should be employed to reduce drift potential.
8. The boom length must not exceed 75% of the fixed wing span and must be located at least 8 -10 inches below the trailing edge of the fixed wing; the boom length must not exceed 75% of the rotary blade.
9. Release spray at the optimum height from the aircraft for minimizing drift and maximizing deposition in the crop canopy. This height should be no more than 10 feet above the crop canopy unless necessary to ensure flight safety.
10. The boom must be shut off before the aircraft begins to climb at the edge of a field.

11. Apply with nozzles that deliver a coarse spray quality that provide sufficient coverage and control. Course spray quality nozzles reduce drift potential, but will not prevent drift if applications are made improperly, or under unfavorable environmental conditions. Orient nozzles so that the spray is released parallel to the airstream and produces larger droplets than other orientations and is the recommended practice. Significant deflection from horizontal will reduce droplet size and increase drift potential. Nozzles must be oriented backward and parallel to the airstreams and never pointed downward more than 45 degrees. Use the minimum number of nozzles that provide uniform coverage. Use higher flow rate nozzles to apply the highest practical spray volume and do not exceed nozzle manufacturers' recommended pressures.
12. The pesticide should only be applied when the wind is blowing away from adjacent sensitive areas (e.g. residential areas, bodies of water, known habitat for threatened or endangered species, and nontarget crops).

Ground Applications

1. Follow label directions to reduce the potential for drift incidents.
2. Do not make ground applications within a surface temperature inversion when applying near an area requiring protection to avoid an unreasonable adverse effect. Applicators may determine presence of an inversion by noting the presence of ground fog, light variable wind, or layering of smoke and dust.
3. Applicators must estimate the prevailing wind speed and direction in the vicinity of the application site prior to and during the application. Measuring wind speed with an anemometer, observing wind speed and direction using a wind sock or wind vein, or obtaining a report from a local meteorological station are acceptable methods of estimating wind speed and direction.
4. Apply at the nozzle height that produces uniform coverage of the target.
5. Apply when prevailing wind speed is 3 to 10 miles/hour.
6. When applications are made with a crosswind, the swath will be displaced downwind. Therefore, on the up and downwind edges of the field, the applicator must compensate for this displacement by adjusting the path of the sprayer upwind. Swath adjustment distance should increase, with increasing drift potential (higher wind, smaller drops, etc.).
7. When making applications in low relative humidity, set up equipment to produce larger droplets to compensate for evaporation. Droplet evaporation is most severe when conditions are both hot and dry.
8. Many factors, including droplet size and equipment type, determine drift potential at any given speed. Drift reduction technology or other mitigation methods should be employed to reduce drift potential.
9. Use nozzles which deliver a coarser spray quality (droplet size spectrum) at application according to nozzle manufacturer, ASABE, or USDA classification.
10. The pesticide should only be applied when the wind is blowing away from adjacent sensitive areas (e.g. residential areas, bodies of water, known habitat for threatened or endangered species, and nontarget crops).

SPECIFIC USE DIRECTIONS

The following table indicates use pattern, rates, minimum spray volumes, and preharvest interval for specific uses.

Crop	Use Pattern	Reglone Desiccant Rate per Acre	Minimum Total Spray Volume per Acre	Preharvest Interval (Days)	Precautions, Restrictions, and Comments
Alfalfa (seed crop only)	Preharvest desiccation broadcast	1 1/2–2 pt (see precautions section for additional rate information)	Ground: 15 gal Air: 5 gal	3	<ul style="list-style-type: none"> • On thin stands of seed alfalfa use 1 pt per acre. • Desiccation is complete in 3–10 days. • Do not graze or feed treated forage to livestock. • Do not use seed from treated plants for food, feed, or oil purposes.
Clover (seed crop only)	Preharvest desiccation broadcast	1 1/2–2 pt	Ground: 15 gal Air: 5 gal	3	<ul style="list-style-type: none"> • Desiccation is complete in 3–10 days. • Do not graze or feed treated forage to livestock. • Do not use seed from treated plants for food, feed, or oil purposes.
Canola	Preharvest desiccation broadcast	1 1/2–2 pt	Ground: 15 gal Air: 5 gal	7	<ul style="list-style-type: none"> • A maximum of one application per season is allowed. • Harvest no later than 10 days after application.
Potato	Preharvest desiccation broadcast	1–2 pt	Ground: 20 gal Air: 5 gal	7	<ul style="list-style-type: none"> • Do not apply to drought stressed potatoes. • Make a second application if necessary to obtain additional desiccation where vine growth is dense. For improved vine coverage, a 5 day interval is recommended between applications. • Do not exceed a total of 4 pt per acre.

Crop	Use Pattern	Reglone Desiccant Rate per Acre	Minimum Total Spray Volume per Acre	Preharvest Interval (Days)	Precautions, Restrictions, and Comments
Tree, Vine, Small Fruit, Vegetable Crops - Nonbearing Acerola (West Indian Cherry) Almonds Apple Apricots Artichokes Asparagus Avocados Bananas Blackberry Blueberry Boysenberry Cherries Coffee Conifers Crabapple Cranberry Dates Dewberry Elderberry Figs Filberts Ginseng Gooseberry Grapes Grapefruit Guava Huckleberry Jojoba Kiwi Lemons Limes Loganberry Macadamia Mango Nectarines Olives Oranges Papayas Passion Fruit	Directed spray	1 1/2-2 pt	Ground: 15 gal	Do not use for food or feed for one year after application.	<ul style="list-style-type: none"> • Reglone Desiccant can be used during site preparation prior to planting and up to 1 year of harvest. • Retreatment may be necessary for complete control of grasses and older established weeds. • Do not allow spray to contact green stems, foliage, or fruit as injury can occur. • Use a shield or wrap plant when spraying around young trees or vines. • Do not graze treated areas.

continued...

Crop	Use Pattern	Reglone Desiccant Rate per Acre	Minimum Total Spray Volume per Acre	Preharvest Interval (Days)	Precautions, Restrictions, and Comments
Tree, Vine, Small Fruit, Vegetable Crops - Nonbearing (continued) Peaches Pears Pecans Persimmons Pistachios Plantains Plums Pomegranates Prunes Raspberry Tangelos Tangerines Walnuts	Directed spray	1 1/2-2 pt	Ground: 15 gal	Do not use for food or feed for one year after application.	<ul style="list-style-type: none"> Reglone Desiccant can be used during site preparation prior to planting and up to 1 year of harvest. Retreatment may be necessary for complete control of grasses and older established weeds. Do not allow spray to contact green stems, foliage, or fruit as injury can occur. Use a shield or wrap plant when spraying around young trees or vines. Do not graze treated areas.

Other Uses	Use Pattern	Reglone Desiccant Rate	Recommendations, Precautions, and Restrictions
Noncrop or Nonplanted Areas on Farms Fence Lines, Farmyards, Farm Buildings, Fuel Storage Areas, Barrier Strips, Equipment Areas, and Dry (non-flooded) Areas around ponds, lakes, and drainage ditches on farms	Broadcast Spot Treatment	1-2 pt in a minimum of 15 gal water per acre 1-2 quarts plus the labeled rate of a 75% or greater nonionic surfactant per 100 gal water or 0.75 oz (22 ml) plus the labeled rate of a 75% or greater nonionic surfactant per 1 gal of water	<ul style="list-style-type: none"> Apply for full coverage and thorough weed contact. Retreatment may be necessary to control grasses and established weeds. Avoid spray contact with foliage of food crops or ornamental plants or other desirable vegetation. Add the labeled rate of 75% or greater non-ionic surfactant to the finished spray volume.

Limitations And Precautions (Terrestrial Uses)

Direct spray contact or drift of Reglone Desiccant will cause severe plant injury or death. Avoid contact of desirable vegetation.

Weeds emerging after application of Reglone Desiccant will not be controlled or suppressed.

Retreatment may be necessary to control large weeds or established weeds.

Use of dirty or muddy water for Reglone Desiccant dilution may result in reduced control.

Do not apply this product through any type of irrigation system.

Rinse all spray equipment thoroughly with water after use.

STORAGE AND DISPOSAL

Do not contaminate water, food, or feed by storage, disposal, or cleaning of equipment.

Pesticide Storage

Keep pesticide in original container. Do not put concentrate or dilute into food or drink containers. Do not contaminate feed, foodstuffs, or drinking water. Do not store or transport near feed or food. Store at temperatures above 32°F. Open dumping is prohibited. For help with any spill, leak, fire, or exposure involving this material, call 1-800-888-8372.

Pesticide Disposal

Pesticide wastes are toxic. Improper disposal of excess pesticide, spray mixture, or rinsate is a violation of Federal law. If these wastes cannot be disposed of by use according to label instructions, contact your State Pesticide or Environmental Control Agency, or the Hazardous Waste representative at the nearest EPA regional office for guidance.



Container Handling [less than 5 gallons]

Non-refillable container. Do not reuse or refill container. Offer for recycling if available. Triple rinse container (or equivalent) promptly after emptying. Triple rinse as follows: Empty the remaining contents into application equipment or mix tank and drain for 10 seconds after the flow begins to drip. Fill the container $\frac{1}{4}$ full with water and recap. Shake for 10 seconds. Pour rinsate into application equipment or mix tank or store rinsate for later use and disposal. Drain for 10 seconds after the flow begins to drip. Repeat this procedure two more times. Then offer for recycling if available or puncture and dispose of in a sanitary landfill, or by incineration, or, if allowed by state and local authorities, by burning. If burned, stay out of smoke.

Container Handling [Bulk/Mini-Bulk]

Refillable container. Refill this container with pesticide only. Do not reuse the container for any other purpose. Cleaning the container before final disposal is the responsibility of the person disposing of the container. Cleaning before refilling is the responsibility of the person refilling. To clean container before final disposal, empty the remaining contents from this container into application equipment or mix tank. Fill the container about 10 percent full with water. Agitate vigorously or recirculate water with the pump for 2 minutes. Pour or pump rinsate into application equipment or rinsate collection system. Repeat this rinsing procedure two more times. Then offer for recycling if available or puncture and dispose of in a sanitary landfill, or by incineration, or by other procedures allowed by state and local authorities.

CONTAINER IS NOT SAFE FOR FOOD, FEED, OR DRINKING WATER!

Reglone®, the ALLIANCE FRAME 
the SYNGENTA Logo and the PURPOSE ICON 
are Trademarks of a Syngenta Group Company.

©2013 Syngenta

For non-emergency (e.g., current product information), call
Syngenta Crop Protection at 1-800-334-9481.

Product of United Kingdom
Formulated in the USA

Manufactured for:
Syngenta Crop Protection, LLC
P. O. Box 18300
Greensboro, North Carolina 27419-8300

SCP 1061A-L1F 0510
4034124



Desiccant

**TO PREVENT ACCIDENTAL POISONING,
NEVER PUT INTO FOOD, DRINK OR
OTHER CONTAINERS AND USE STRICTLY
IN ACCORDANCE WITH ENTIRE LABEL.**

Active Ingredient:
Diquat dibromide
[6,7-dihydrodipyrido (1,2-a:2',1'-c)
pyrazinedium dibromide] 37.3%

Other Ingredients: 62.7%

Total: 100.0%

Contains 2 lb diquat cation per gal as 3.73 lb salt per gal.

See directions for use in attached booklet.

AGRICULTURAL USE REQUIREMENTS

Use this product only in accordance with its labeling and with the Worker Protection Standard, 40 CFR part 170. Refer to supplemental labeling under "Agricultural Use Requirements" in the Directions for Use section for information about this standard.

EPA Reg. No. 100-1061

EPA Est. 100-LA-001

Product of United Kingdom
Formulated in the USA

Reglone® and the Syngenta logo are trademarks of a Syngenta Group Company.

©2013 Syngenta

Manufactured for:
Syngenta Crop Protection, LLC
P. O. Box 18300
Greensboro, North Carolina 27419-8300

**SCP 1061A-L1F 0510
4034124**

2.5 gallons
Net Contents

KEEP OUT OF REACH OF CHILDREN. CAUTION

Precautionary Statements

Hazards to Humans and Domestic Animals

CAUTION

Harmful if inhaled. Harmful if swallowed. Causes moderate eye irritation. Avoid breathing spray mist. Avoid contact with eyes, skin, or clothing.

FIRST AID

If inhaled: Move person to fresh air. If person is not breathing, call 911 or an ambulance, then give artificial respiration, preferably by mouth-to-mouth if possible. Call a poison control center or doctor for further treatment advice. If swallowed: Call a poison control center or doctor immediately for treatment advice. Have person sip a glass of water if able to swallow. Do not induce vomiting unless told to do so by a poison control center or doctor. Do not give anything by mouth to an unconscious person. If in eyes: Hold eye open and rinse slowly and gently with water for 15-20 minutes. Remove contact lenses, if present, after the first 5 minutes, then continue rinsing eye. Call a poison control center or doctor for treatment advice. If on skin or clothing: Take off contaminated clothing. Rinse skin immediately with plenty of water for 15-20 minutes. Call a poison control center or doctor for treatment advice.

NOTE TO PHYSICIAN: To be effective, treatment for diquat poisoning must begin IMMEDIATELY. Treatment consists of binding diquat in the gut with suspensions of activated charcoal or bentonite clay, administration of cathartics to enhance elimination, and removal of diquat from the blood by charcoal hemoperfusion or continuous hemodialysis.

Have the product container or label with you when calling a poison control center or doctor, or going for treatment.

HOTLINE NUMBER: For 24-Hour Medical Emergency Assistance (Human or Animal) or Chemical Emergency Assistance (Spill, Leak, Fire, or Accident), Call **1-800-888-8372**.

Environmental Hazards: This pesticide is toxic to aquatic invertebrates. For **Terrestrial Uses**, do not apply directly to water, or to areas where surface water is present or to intertidal areas below the mean high water mark. Do not contaminate water when disposing of equipment wash waters or rinsate.

STORAGE AND DISPOSAL


Do not contaminate water, food, or feed by storage, disposal, or cleaning of equipment.

Pesticide Storage: Keep pesticide in original container. Do not put concentrate or dilute into food or drink containers. Do not contaminate feed, foodstuffs, or drinking water. Do not store or transport near feed or food. Store at temperatures above 32°F. Open dumping is prohibited. For help with any spill, leak, fire, or exposure involving this material, call **1-800-888-8372**.

Pesticide Disposal: Pesticide wastes are toxic. Improper disposal of excess pesticide, spray mixture, or rinsate is a violation of Federal law. If these wastes cannot be disposed of by use according to label instructions, contact your State Pesticide or Environmental Control Agency, or the Hazardous Waste representative at the nearest EPA regional office for guidance.

Container Handling: Non-refillable container. Do not reuse or refill container. Offer for recycling if available. Triple rinse container (or equivalent) promptly after emptying. Triple rinse as follows: Empty the remaining contents into application equipment or mix tank and drain for 10 seconds after the flow begins to drip. Fill the container 1/4 full with water and recap. Shake for 10 seconds. Pour rinsate into application equipment or mix tank or store rinsate for later use and disposal. Drain for 10 seconds after the flow begins to drip. Repeat this procedure two more times. Then offer for recycling if available or puncture and dispose of in a sanitary landfill, or by incineration, or, if allowed by state and local authorities, by burning. If burned, stay out of the smoke.

**CONTAINER IS NOT SAFE FOR FOOD,
FEED, OR DRINKING WATER!**



(01) 0 07 02941 76983 0